



CITY OF HARRAH, OKLAHOMA

ANNUAL FINANCIAL STATEMENTS AND INDEPENDENT AUDITOR'S REPORTS

**AS OF AND FOR THE FISCAL YEAR ENDED
JUNE 30, 2018**

CITY OF HARRAH, OKLAHOMA

LIST OF PRINCIPAL OFFICIALS

City Council

Larry Fryar
Duane Patterson
Kim Bishop
Tom Barron
Cass Smith

Mayor
Vice-Mayor
Councilman
Councilman
Councilman

Earl Burson

City Manager

Michele Cogdill

Finance Director

TABLE OF CONTENTS

BASIC FINANCIAL STATEMENTS:	Page Number
Independent Auditor's Report on Financial Statements	1-3
Required Supplementary Information:	
Management's Discussion and Analysis	4-12
The Basic Financial Statements:	
<i>Government-Wide Financial Statements:</i>	13
Statement of Net Position	14-15
Statement of Activities	
<i>Fund Financial Statements:</i>	
Balance Sheet - Governmental Funds	16
Statement of Revenues, Expenditures, and Changes in Fund Balances- Governmental Funds	17
Reconciliation of the Statement of Revenues, Expenditures, and Changes in Fund Balances of Governmental Funds to the Statement of Activities	18
Statement of Net Position - Proprietary Funds	19
Statement of Revenues, Expenses, and Changes in Net Position - Proprietary Funds	20
Statement of Cash Flows - Proprietary Funds	21
Footnotes to Basic Financial Statements	22-65
Required Supplementary Information:	
<i>Budgetary Comparison Information:</i>	
Statement of Revenues, Expenditures, and Changes in Fund Balances - Budget and Actual - General Fund	66
Footnotes to Budgetary Comparison Information	67-68
<i>Pension Plan Information:</i>	
Schedule of Share of Net Pension Liability (Asset) - Police Pension	69
Schedule of City Contributions - Police Pension & Retirement System	69
Schedule of Share of Net Pension Liability - Firefighter's System	70
Schedule of City Contributions - Firefighter's Pension & Retirement	70
Schedule of Changes in Net Pension Liability and Related Ratios-OMRF	71
Schedule of Employer Contributions - OMRF	72
Other Supplementary Information:	
<i>Nonmajor Governmental Combining Financial Statements:</i>	
Combining Balance Sheet	73
Combining Statement of Revenues, Expenditures, and Changes in Fund Balances	74

Schedule of Debt Service Coverage Requirements	75
Reports related to the financial statements of the reporting entity Required by GAO <i>Government Auditing Standards</i>:	
Independent Auditor's Report on Compliance and on Internal Control Over Financial Reporting Based on an Audit of Financial Statements Performed in Accordance with <i>Government Auditing Standards</i>	76-77
Federal and State Award Information:	
Schedule of Expenditures of State Awards	78
Footnotes to Schedule of Expenditures of State Awards	78

INDEPENDENT AUDITOR'S REPORT

DILLON & ASSOCIATES, P.C.
CERTIFIED PUBLIC ACCOUNTANTS
1401 S. DOUGLAS BLVD., SUITE A
MIDWEST CITY, OK 73110

ROBERT S. DILLON, CPA
bobdilloncpa@gmail.com

Phone: (405) 732-1800
Fax : (405) 737-7446

INDEPENDENT AUDITOR'S REPORT

To the Honorable Mayor and Members of the City Council
City of Harrah, Oklahoma

Report on the Financial Statements

We have audited the accompanying financial statements of the governmental activities, the business-type activities, each major fund, and the aggregate remaining fund information of the City of Harrah, Oklahoma (the "City"), as of and for the year ended June 30, 2018, and the related notes to the financial statements, which collectively comprise the City's basic financial statements as listed in the table of contents.

Management's Responsibility for the Financial Statements

Management is responsible for the preparation and fair presentation of these financial statements in accordance with accounting principles generally accepted in the United States of America; this includes the design, implementation, and maintenance of internal control relevant to the preparation and fair presentation of financial statements that are free from material misstatement, whether due to fraud or error.

Auditor's Responsibility

Our responsibility is to express opinions on these financial statements based on our audit. We conducted our audit in accordance with auditing standards generally accepted in the United States of America and the standards applicable to financial audits contained in *Government Auditing Standards*, issued by the Comptroller General of the United States. Those standards require that we plan and perform the audit to obtain reasonable assurance about whether the financial statements are free of material misstatement.

An audit involves performing procedures to obtain audit evidence about the amounts and disclosures in the financial statements. The procedures selected depend on the auditor's judgment, including the assessment of the risks of material misstatement of the financial statements, whether due to fraud or error. In making those risk assessments, the auditor considers internal control relevant to the City's preparation and fair presentation of the financial statements in order to design audit procedures that are appropriate in the circumstances, but not to expressing an opinion on the effectiveness of the City's internal control. Accordingly, we express no such opinion. An audit also includes evaluating the appropriateness of accounting policies used and the reasonableness of significant accounting estimates made by management, as well as evaluating the overall presentation of the financial statements.

We believe that the audit evidence we have obtained is sufficient and appropriate to provide a basis for our audit opinions.

Opinions

In our opinion, the financial statements referred to above present fairly, in all material respects, the respective financial position of the governmental activities, the business-type activities and each major fund and the aggregate remaining fund information of the City, as of June 30, 2018, and the respective changes in financial position and, where applicable, cash flows thereof for the year then ended in accordance with accounting principles generally accepted in the United States of America.

Other Matters

Required Supplementary Information

Accounting principles generally accepted in the United States of America require that the management's discussion and analysis and budgetary comparison information and pension plan information, as listed in the table of contents, be presented to supplement the basic financial statements. Such information, although not a part of the basic financial statements, is required by the Governmental Accounting Standards Board, who considers it to be an essential part of financial reporting for placing the basic financial statements in an appropriate operational, economic, or historical context. We have applied certain limited procedures to the required supplementary information in accordance with auditing standards generally accepted in the United States of America, which consisted of inquiries of management about the methods of preparing the information and comparing the information for consistency with management's responses to our inquiries, the basic financial statements, and other knowledge we obtained during our audit of the basic financial statements. We do not express an opinion or provide any assurance on the information because the limited procedures do not provide us with sufficient evidence to express an opinion or provide any assurance.

Other Information

Our audit was conducted to forming opinions on the financial statements that collectively comprise the City's basic financial statements. The other supplementary information, as listed in the table of contents, is presented for purposes of additional analysis and is not a required part of the basic financial statements.

The other supplementary information, as listed in the table of contents is the responsibility of management and was derived from and relate directly to the underlying accounting and other records used to prepare the basic financial statements. Such information has been subjected to the auditing procedures applied in the audit of the basic financial statements and certain additional procedures, including comparing and reconciling such information directly to the underlying accounting and other records used to prepare the basic financial statements or to the basic financial statements themselves, and other additional procedures in accordance with auditing standards generally accepted in the United States of America. In our opinion, the other supplementary information is fairly stated, in all material respects in relation to the basic financial statements as a whole.

Other Reporting Required by Government Auditing Standards

In accordance with *Government Auditing Standards*, we have also issued our report dated September 17, 2018 on our consideration of the City's internal control over financial reporting and on our tests of its compliance with certain provisions of laws, regulations, contracts, and grant agreements and other matters. The purpose of that report is to describe the scope of our testing of internal control over financial reporting and compliance and the results of that testing, and not to provide an opinion on internal control over financial reporting or on compliance. That report is an integral part of an audit performed in accordance with *Government Auditing Standards* in considering City's internal control over financial reporting and compliance.

Dillon & Associates, P.C.

Midwest City, Oklahoma
September 17, 2018

MANAGEMENT'S DISCUSSION AND ANALYSIS

CITY OF HARRAH, OKLAHOMA
MANAGEMENT'S DISCUSSION AND ANALYSIS
June 30, 2018

As management of the City of Harrah, we offer readers this narrative overview and analysis of the financial activities of the City of Harrah for the fiscal year ended June 30, 2018. We encourage readers to use this information in conjunction with the City's financial statements, which follow this section.

Financial Highlights

- The City's total net position increased by \$249,319 and the assets of the City exceeded its liabilities \$11,322,058 (net position). Of this amount, \$2,180,152 (unrestricted net position) may be used to meet the government's ongoing obligations to citizens and creditors.
- At June 30, 2018, the City's governmental funds reported combined ending fund balances of \$2,427,295. Of this total amount, \$1,576,733 is available for spending at the government's discretion (unassigned fund balance).
- At the end of fiscal year 2018, unassigned fund balance for the General Fund was \$1,576,733, or approximately 86.2% of total General Fund expenditures and transfers.
- Sales and use taxes decreased by \$205,289 or 8.1% over the prior fiscal year.

Overview of the Financial Statements

The financial statements presented herein include all of the activities of the City of Harrah (the "City") and the Harrah Public Works Authority (HPWA). Included in this report are government-wide statements for each of two categories of activities - governmental and business-type.

The government-wide financial statements present the complete financial picture of the City from the economic resources measurement focus using the accrual basis of accounting. They present governmental activities and business-type of activities separately and combined. For governmental activities, these statements tell how these services were financed in the short term as well as what remains for future spending. Fund financial statements also report the City's operations in more detail than the government-wide statements by providing information about the City's most significant funds. These statements include all of the assets of the City (including infrastructure capital assets) as well as all liabilities (including all long-term debt), along with any inflows and outflows that are deferred.

CITY OF HARRAH, OKLAHOMA
MANAGEMENT'S DISCUSSION AND ANALYSIS
June 30, 2018

Reporting the City as a Whole

The Statement of Net Position and the Statement of Activities

This discussion and analysis is intended to serve as an introduction to the City's basic financial statements. The Statement of Net Position and the Statement of Activities report information about the City as a whole and about its activities in a way determining whether the City's overall financial condition improved, declined or remained steady over the past year. These statements include all assets, deferred outflows, liabilities and deferred inflows using the accrual basis of accounting. All of the current year's revenues and expenses are taken into account regardless of when cash is received or paid.

These two statements report the City's Net Position and Changes in Net Position from the prior year. You can think of the City's Net Position - the difference between assets and deferred outflows and liabilities and deferred inflows - as one way to measure the City's financial condition, or position. Over time, increases or decreases in Net Position are one indicator of whether the financial position of the City is improving, deteriorating or remaining steady. However, you must consider other non-financial factors, such as changes in the City's tax base, the condition of the City's roads, and the quality of services to assess the overall health of the City.

The Statement of Net Position and the Statement of Activities are divided into two types of activities:

- Governmental activities - Most of the City's basic services are reported here, including the police, fire, general administration, streets and parks. Sales taxes, franchise fees, fines, and state and federal grants finance most of these activities.
- Business-type activities - The City's activities that charge a fee to customers to help cover all or most of the cost of certain services it provides. The City's water and sewer utilities are reported here.

Reporting the City's Most Significant Funds

Fund Financial Statements

The fund financial statements provide detailed information about the most significant funds - not the City as a whole. The City, like other state and local governments, uses fund accounting to ensure and demonstrate compliance with finance-related legal requirements. Some funds are required to be established by State law and by bond covenants. However, management establishes many other funds to help it control and manage money for particular purposes or to show that it is meeting legal responsibilities for using certain taxes, grants and other money. All of the funds of the City can be divided into two categories: governmental funds and proprietary funds.

CITY OF HARRAH, OKLAHOMA
MANAGEMENT'S DISCUSSION AND ANALYSIS
June 30, 2018

Governmental funds. Most of the City's basic services are reported in governmental funds, which focus on how money flows into and out of those funds and the balances left at year-end that are available for spending. These funds are reported using an accounting method called modified accrual accounting, which measures cash and all other financial assets that can readily be converted to cash. The governmental fund statements provide a detailed short-term view of the City's general government operations and the basic service it provides. Governmental fund information helps determine whether there are more or fewer financial resources that can be spent in the near future to finance the City's programs. The differences of results in the governmental fund financial statements to those in the government-wide financial statements are explained in a reconciliation following each governmental fund financial statement.

Proprietary funds. When the City charges customers for the services it provides - whether to outside customers or to other units of the City - these services are generally reported in proprietary funds. Enterprise funds are one type of proprietary funds and are essentially the same as the business-type activities we report in the government-wide statements but provide more detail and additional information, such as cash flows. The City uses enterprise funds to account for its water and sewer operations services.

A FINANCIAL ANALYSIS OF THE CITY AS A WHOLE











Net Position

For the year ended June 30, 2018, net position for governmental activities and business-type activities increased \$11,322,058. The results indicate the City, as a whole, incurred an increase in its financial condition from the prior year.

CITY OF HARRAH, OKLAHOMA
MANAGEMENT'S DISCUSSION AND ANALYSIS
June 30, 2018

The following is a summary comparison of changes in net position from last year for the City:

Table 1
Net Position (In Thousands)

	Governmental			Business-type			Total		
	<u>Activities</u>		% Inc. (Dec.)	<u>Activities</u>		% Inc. (Dec.)	<u>Primary Government</u>		% Inc. (Dec.)
	<u>2018</u>	<u>2017</u>		<u>2018</u>	<u>2017</u>		<u>2018</u>	<u>2017</u>	
Current and									
other assets	\$ 2,434	2,266	7%	2,356	2,161	9%	4,790	4,427	8%
Capital assets	2,408	2,487	-3%	9,274	9,723	-5%	11,682	12,210	-4%
Total assets	<u>4,842</u>	<u>4,753</u> 	2%	<u>11,630</u>	<u>11,884</u> 	-2%	<u>16,472</u>	<u>16,637</u>	-1%
Deferred outflow of resources	<u>424</u>	<u>588</u>		<u>238</u>	<u>228</u>		<u>662</u>	<u>816</u>	
Long-term debt									
outstanding	1,258	1,380	-9%	4,286	4,713	-9%	5,544	6,093	-9%
Other liabilities	<u>7</u>	<u>69</u> 	-90%	<u>53</u>	<u>158</u> 	-66%	<u>60</u>	<u>227</u>	-74%
Total liabilities	<u>1,265</u>	<u>1,449</u> 	-13%	<u>4,339</u>	<u>4,871</u> 	-11%	<u>5,604</u>	<u>6,320</u>	-11%
Deferred inflow of resources	<u>83</u>	<u>127</u>		<u>125</u>	<u>45</u>		<u>208</u>	<u>172</u>	
Net assets:									
Invested in capital									
assets, net of debt	2,408	2,487	-3%	5,780	5,690	2%	8,188	8,177	0%
Restricted	850	804	6%	104	103	1%	954	907	5%
Unrestricted (deficit)	<u>660</u>	<u>474</u> 	0%	<u>1,520</u>	<u>1,403</u> 	8%	<u>2,180</u>	<u>1,877</u>	16%
Total net assets	\$ <u><u>3,918</u></u>	<u><u>3,765</u></u> 	4%	<u><u>7,404</u></u>	<u><u>7,196</u></u> 	3%	<u><u>11,322</u></u>	<u><u>10,961</u></u>	3%

The largest portion of the City's net position reflects its investment in capital assets (e.g., land, buildings, improvements, vehicles, and equipment) less any related debt used to acquire those assets that are still outstanding. Although the City's investment in its capital assets is reported net of related debt, it should be noted that the resources needed to repay this debt must be provided from other sources, since the capital assets themselves cannot be used to liquidate these liabilities.

A portion of the City's net position, \$953,990 represents resources that are subject to external restrictions on how they may be used. The remaining balance is an unrestricted net position of \$2,180,152.

CITY OF HARRAH, OKLAHOMA
MANAGEMENT'S DISCUSSION AND ANALYSIS
June 30, 2018

Change in Net Position

For the year ended June 30, 2018 net position of the primary government changed as follows:

Table 2
Changes in Net Position (In Thousands)

	Governmental			Business-type			Total		
	Activities		% Inc.	Activities		% Inc.	Primary Government		% Inc.
	2018	2017	(Dec.)	2018	2017	(Dec.)	2018	2017	(Dec.)
Revenues									
Charges for services	\$ 293	429	-32%	2,075	1,987	4%	2,368	2,416	-2%
Operating grants	119	7	1600%	-	-	-	119	7	1600%
Capital grants	-	-	-	-	-	-	-	-	0%
Sales and use taxes	2,331	2,536	-8%	-	-	-	2,331	2,536	-8%
Franchise tax (fees)	243	225	8%	-	-	-	243	225	8%
Other taxes	65	87	-25%	-	-	-	65	87	-25%
Investment income	17	3	467%	17	3	-	34	6	467%
Other	74	20	270%	1	6	-83%	75	26	188%
Total revenues	<u>3,142</u>	<u>3,307</u>	-5%	<u>2,093</u>	<u>1,996</u>	5%	<u>5,235</u>	<u>5,303</u>	-1%
Expenses									
General government	717	793	-10%	-	-	-	717	793	-10%
Public safety	1,451	1,471	-1%	-	-	-	1,451	1,471	-1%
Public works	197	158	25%	-	-	-	197	158	25%
Cultural & recreation	189	193	-2%	-	-	-	189	193	-2%
Water/sewer	-	-	-	2,431	2,330	4%	2,431	2,330	4%
Total expenses	<u>2,554</u>	<u>2,615</u>	-2%	<u>2,431</u>	<u>2,330</u>	4%	<u>4,985</u>	<u>4,945</u>	1%
Increase in net position									
before transfers	588	692	-15%	(338)	(334)	1%	250	358	-30%
Transfers	(435)	(579)	-25%	435	579	-25%	-	-	-
Change in net position	<u>153</u>	<u>113</u>	35%	<u>97</u>	<u>245</u>	-60%	<u>250</u>	<u>358</u>	-30%
Beginning net position	3,765	3,652	3%	7,196	6,858	5%	10,961	10,510	4%
Contributed capital	-	-	-	111	93	-	111	93	-
Ending net position	<u>\$ 3,918</u>	<u>3,765</u>	4%	<u>7,404</u>	<u>7,196</u>	3%	<u>11,322</u>	<u>10,961</u>	3%

CITY OF HARRAH, OKLAHOMA
MANAGEMENT'S DISCUSSION AND ANALYSIS
June 30, 2018

Governmental Activities

To aid in the understanding of the Statement of Activities some additional explanation is given. Of particular interest is the format that is significantly different than a typical Statement of Revenues, Expenditures, and Changes in Fund Balance. You will notice that expenses are listed in the first column with revenues from that particular program reported to the right. The result is a Net (Expense)/Revenue. The reason for this kind of format is to highlight the relative financial burden of each of the functions on the City's taxpayers. It also identifies how much each function draws from general revenues or if it is self-financing through fees and grants or contributions. All other governmental revenues are reported as general. It is important to note all taxes are classified as general revenue even if restricted for a specific purpose.

Table 3
Net Revenue (Expense) of Governmental Activities
(In Thousands)

	Total Expenses of Services		% Inc. (Dec.)	Net Revenue (Expense) of Services		% Inc. (Dec.)
	2018	2017		2018	2017	
General government	\$ 717	793	-10%	(640)	(683)	-6%
Public safety	1,451	1,471	-1%	(1,116)	(1,147)	-3%
Public works	197	158	25%	(197)	(158)	25%
Cultural & recreation	189	193	-2%	(189)	(190)	-1%
Total	\$ 2,554	2,615	-2%	(2,142)	(2,178)	-2%

For the year ended June 30, 2018, total expenses for governmental activities amounted to \$2,553,781 which is a 1.3% increase from the prior year.

Business-type Activities

Table 4
Net Revenue (Expense) of Business-Type Activities
(In Thousands)

	Total Expenses of Services		% Inc. (Dec.)	Net Revenue (Expense) of Services		% Inc. (Dec.)
	2018	2017		2018	2017	
Water and sewer	\$ 2,431	2,330	4%	(356)	(343)	4%
Other	-	-	0%	-	-	0%
Total	\$ 2,431	2,330	4%	(356)	(343)	4%

The City's business-type activities include utility services for water and sewer operations.

**CITY OF HARRAH, OKLAHOMA
MANAGEMENT'S DISCUSSION AND ANALYSIS
June 30, 2018**

A FINANCIAL ANALYSIS OF THE CITY'S FUNDS

As the City completed its 2018 fiscal year, the governmental funds reported a combined fund balance of \$2,427,295, or 10.4% increase from the prior year. The enterprise funds reported combined net position of \$7,403,566, or 2.9% increase from 2017.

Other Fund Highlights Include:

- For the year ended June 30, 2018, the General Fund's total fund balance increased by \$183,708, or 13.2%, due to an increase in revenues.
- The HPWA Enterprise Fund reported a net position increase before contributions and transfers of \$207,357.

General Fund Budgetary Highlights

For the year ended June 30, 2018, the General Fund reported actual budgetary basis revenues over final estimates by \$70,657 or an 2.4% positive variance. General Fund actual expenditures were under final appropriations by \$517,475 or an 28.3% positive variance.

CAPITAL ASSETS AND DEBT ADMINISTRATION

Capital Assets

At the end of June 30, 2018, the City had \$11,682,094 invested in capital assets, net of depreciation, including land, buildings, machinery and equipment, park facilities, water, wastewater systems. This represents a net decrease of \$527,810 over last year.

CITY OF HARRAH, OKLAHOMA
MANAGEMENT'S DISCUSSION AND ANALYSIS
June 30, 2018

Table 5
Capital Assets

	Governmental Activities		Business-type Activities		Total Primary Government	
	<u>2018</u>	<u>2017</u>	<u>2018</u>	<u>2017</u>	<u>2018</u>	<u>2017</u>
Construction in progress	\$ 112	-	-	1,073	112	1,073
Land	102	102	-	-	102	102
Buildings	1,338	1,338	534	534	1,872	1,872
Machinery and equipment	1,386	1,370	1,421	1,407	2,807	2,777
Vehicles	2,036	1,993	-	-	2,036	1,993
Infrastructure	1,855	1,825	17,670	16,500	19,525	18,325
Less: Accum. depreciation	(4,421)	(4,141)	(10,351)	(9,791)	(14,772)	(13,932)
Total capital assets, net	\$ <u>2,408</u>	<u>2,487</u>	<u>9,274</u>	<u>9,723</u>	<u>11,682</u>	<u>12,210</u>

Major capital asset events during the current fiscal year included the following:

- Purchase and construction of minor equipment, vehicles and utility projects.

Long-term Debt

At year-end, the City had \$3,804,316 in long-term debt outstanding, excluding accrued compensated absences, due to depositors and net pension liability, which represents a \$452,086 decrease from the prior year.

Table 6
Outstanding Debt

	Governmental Activities		Business-type Activities		Total Primary Government	
	<u>2018</u>	<u>2017</u>	<u>2018</u>	<u>2017</u>	<u>2018</u>	<u>2017</u>
Notes payable	\$ -	-	3,804	4,266	3,804	4,266
Other	-	-	-	-	-	-
Total long-term debt	\$ <u>-</u>	<u>-</u>	<u>3,804</u>	<u>4,266</u>	<u>3,804</u>	<u>4,266</u>

CITY OF HARRAH, OKLAHOMA
MANAGEMENT'S DISCUSSION AND ANALYSIS
June 30, 2018

ECONOMIC OUTLOOK

- The unemployment rate for the Oklahoma City metropolitan area which includes Harrah is currently 4.4 percent, which is a decrease of 0.3 percent from a year ago. This compares favorably to the state's average unemployment rate of 4.3 percent and favorably to the national average rate of 4.5 percent.
- Inflationary trends in the region compare favorably to national indices.
- The City's major source of revenue is sales and use tax revenue. Sales and use tax revenue decreased 8.1% over the prior year total.

All of these factors were considered in preparing the City's budget for the 2018-2019 fiscal year.

CONTACTING THE CITY'S FINANCIAL MANAGEMENT

This financial report is designed to provide our citizens, taxpayers, customers, bond rating agencies and creditors with a general overview of the City's finances reflecting the City's accountability for the money it receives. If you have questions about this report or need additional financial information, contact the Finance Office at P.O. Box 636, Harrah, Oklahoma 73045.

BASIC FINANCIAL STATEMENTS

City of Harrah, Oklahoma
Statement of Net Position
June 30, 2018

	Primary Government		
	Governmental Activities	Business-type Activities	Total
ASSETS			
Pooled cash and cash equivalents	\$ 2,000,777	1,585,640	3,586,417
Restricted cash and investments	-	524,571	524,571
Receivables (net of allowance for uncollectibles)	107,173	179,908	287,081
Internal balances	(65,943)	65,943	-
Due from other governments	392,582	-	392,582
Capital assets:			
Land, improvements, and construction in progress	213,528	-	213,528
Other capital assets, net of depreciation	2,194,212	9,274,354	11,468,566
 Total assets	<u>4,842,329</u>	<u>11,630,416</u>	<u>16,472,745</u>
DEFERRED OUTFLOW OF RESOURCES			
Deferred amounts related to pensions	<u>424,005</u>	<u>237,536</u>	<u>661,541</u>
LIABILITIES			
Accounts payable and accrued expenses	-	-	-
Accrued interest payable	-	35,260	35,260
Deferred revenues	-	17,277	17,277
Due to bondholders	1,398	-	1,398
Deposits subject to refund	5,896	-	5,896
Long-term liabilities			
Net pension liability	1,198,459	324,675	1,523,134
Due within one year	-	492,988	492,988
Due in more than one year	59,087	3,468,817	3,527,904
Total liabilities	<u>1,264,840</u>	<u>4,339,017</u>	<u>5,603,857</u>
DEFERRED INFLOW OF RESOURCES			
Deferred amounts related to pensions	<u>83,002</u>	<u>125,369</u>	<u>208,371</u>
NET POSITION			
Net investment in capital assets	2,407,740	5,780,176	8,187,916
Restricted for:			
Debt service	-	103,428	103,428
Capital improvements	817,195	-	817,195
Other purposes	33,367	-	33,367
Unrestricted (deficit)	<u>660,190</u>	<u>1,519,962</u>	<u>2,180,152</u>
Total net position	<u>\$ 3,918,492</u>	<u>7,403,566</u>	<u>11,322,058</u>

The accompanying notes are an integral part of these financial statements.

City of Harrah, Oklahoma
Statement of Activities
For the Year Ended June 30, 2018

Functions/Programs		Program Revenues			Net (Expense) Revenue
		Charges for Services	Operating Grants and Contributions	Capital Grants and Contributions	
Expenses					
Primary government:					
Governmental activities:					
General government	\$ 717,010	76,632	-	-	(640,378)
Public safety	1,451,267	216,255	118,894		(1,116,118)
Public works	196,505	-	-	-	(196,505)
Culture and recreation	188,999	-	-	-	(188,999)
Total government activities	2,553,781	292,887	118,894	-	(2,142,000)
Business-type activities:					
Water , wastewater and sanitation	2,430,934	2,074,735	-	-	(356,199)
Total business-type activities	2,430,934	2,074,735	-	-	(356,199)
Total primary government	4,984,715	2,367,622	118,894	-	(2,498,199)

City of Harrah, Oklahoma
Statement of Activities
For the Year Ended June 30, 2018

	Primary Government		
	Governmental Activities	Business-type Activities	Total
Change in Net Position:			
Net (expense) revenue	\$ (2,142,000)	(356,199)	(2,498,199)
General revenues:			
Taxes:			
Sales taxes	2,170,597	-	2,170,597
Use taxes	159,980	-	159,980
Franchise taxes (fees)	242,548	-	242,548
Other taxes	65,054	-	65,054
Unrestricted investment income	17,302	17,052	34,354
Miscellaneous	74,555	430	74,985
Transfers	(434,601)	434,601	-
Total general revenues and transfers	2,295,435	452,083	2,747,518
Change in net position	153,435	95,884	249,319
Net Position - beginning	3,765,057	7,196,209	10,961,266
Contributed capital - fixed assets	-	111,473	111,473
Net Position - ending	\$ 3,918,492	7,403,566	11,322,058

The accompanying notes are an integral part of these financial statements.

City of Harrah, Oklahoma
Governmental Funds
Balance Sheet
June 30, 2018

	General Fund	Capital Projects Fund	Other Governmental Funds	Total Governmental Funds
ASSETS				
Cash and cash equivalents	\$ 1,242,530	664,455	91,263	1,998,248
Cash - Police bond account	2,529	-	-	2,529
Receivables:				
Due from other governments	387,943	-	4,639	392,582
Due from other funds	30,356	154,339	-	184,695
Other receivables	107,173	-	-	107,173
	<u>1,770,531</u>	<u>818,794</u>	<u>95,902</u>	<u>2,685,227</u>
Total assets				
	<u>1,770,531</u>	<u>818,794</u>	<u>95,902</u>	<u>2,685,227</u>
LIABILITIES, DEFERRED INFLOWS AND FUND BALANCES				
Liabilities:				
Accounts payable	-	-	-	-
Police bonds outstanding	1,398	-	-	1,398
Deposits subject to refund	3,000	-	2,896	5,896
Due to other funds	189,400	1,599	59,639	250,638
	<u>193,798</u>	<u>1,599</u>	<u>62,535</u>	<u>257,932</u>
Total liabilities				
	<u>193,798</u>	<u>1,599</u>	<u>62,535</u>	<u>257,932</u>
Fund balances:				
Nonspendable	-	817,195	33,367	850,562
Unassigned	1,576,733	-	-	1,576,733
	<u>1,576,733</u>	<u>817,195</u>	<u>33,367</u>	<u>2,427,295</u>
Total fund balances				
	<u>1,576,733</u>	<u>817,195</u>	<u>33,367</u>	<u>2,427,295</u>
Total liabilities, deferred inflows and fund balances	\$ <u>1,770,531</u>	<u>818,794</u>	<u>95,902</u>	
Amounts reported for governmental activities in the statement of net position are different because:				
Capital assets used in governmental activities are not financial resources and therefore are not required in the funds, net of accumulated depreciation of \$4,421,011				2,407,740
Other long-term assets are not available to pay for current period expenditures and therefore are deferred in the funds:				
Pension related deferred outflows				424,005
Certain liabilities are not due and payable in the current period from current financial resources, and therefore are not reported in the funds:				
Net pension liability				(1,198,459)
Pension related deferred inflows				(83,002)
Accrued compensated absences				(59,087)
Net position of governmental activities			\$	<u>3,918,492</u>

The accompanying notes are an integral part of these financial statements.

City of Harrah, Oklahoma
Governmental Funds
Statement of Revenues, Expenditures, and Changes in Fund Balances
For the Year Ended June 30, 2018

	General Fund	Capital Projects Fund	Other Governmental Funds	Total Governmental Funds
REVENUES				
Taxes	\$ 2,584,785	-	53,394	2,638,179
Intergovernmental	3,744	2,012	-	5,756
Licenses and permits	72,782	-	-	72,782
Charge for services	400	-	3,450	3,850
Fines and forfeitures	216,255	-	-	216,255
Interest	11,050	6,225	27	17,302
Miscellaneous	33,176	9,087	32,290	74,553
Total revenues	<u>2,922,192</u>	<u>17,324</u>	<u>89,161</u>	<u>3,028,677</u>
EXPENDITURES				
Current:				
General government	114,566	99,262	1,613	215,441
City manager	4,207	-	-	4,207
Administration	332,977	-	-	332,977
Code enforcement	44,211	-	-	44,211
Legal	22,737	-	-	22,737
Police	852,883	46,311	-	899,194
Fire	386,551	134,312	-	520,863
K-9	2,453	-	-	2,453
Senior citizens center	67,831	-	-	67,831
Parks	-	32,955	33,167	66,122
Streets	-	-	53,389	53,389
Public works	-	134,751	-	134,751
Total expenditures	<u>1,828,416</u>	<u>447,591</u>	<u>88,169</u>	<u>2,364,176</u>
Excess (deficiency) of revenues over expenditures	<u>1,093,776</u>	<u>(430,267)</u>	<u>992</u>	<u>664,501</u>
OTHER FINANCING SOURCES (USES)				
Transfers in	189,934	534,601	30,800	755,335
Transfers out	(1,100,002)	(89,934)	-	(1,189,936)
Total other financing sources and uses	<u>(910,068)</u>	<u>444,667</u>	<u>30,800</u>	<u>(434,601)</u>
Net change in fund balances	183,708	14,400	31,792	229,900
Fund balances-beginning	1,393,025	802,795	1,575	2,197,395
Fund balances-ending	<u>\$ 1,576,733</u>	<u>817,195</u>	<u>33,367</u>	<u>2,427,295</u>

The accompanying notes are an integral part of these financial statements.

City of Harrah, Oklahoma
Reconciliation of the Statement of Revenues,
Expenditures, and Changes in Fund Balances of Governmental Funds
to the Statement of Activities
For the Year Ended June 30, 2018

Net change in fund balances - total governmental funds	\$ 229,900
Amounts reported for governmental activities in the statement of activities are different because:	
Governmental funds report capital outlays as expenditures while governmental activities report depreciation expense to allocate those expenditures over the life of the assets:	
Capital asset purchases capitalized	201,371
Depreciation expense	(280,588)
In the Statement of Activities, the cost of pension benefits earned net of employee contributions is reported as an element of pension expense. The fund financial statements report pension contributions as expenditures.	
	(7,499)
Repayment of debt principal and note issue costs is an expenditure in the governmental funds, but the repayment reduces long-term liabilities in the Statement of Net Position:	
Long-term debt principal payments	-
Some expenses reported in the Statement of Activities do not require the use of current financial resources and these are not reported as expenditures in governmental funds:	
Change in accrued compensated absences	10,251
Change in net position of governmental activities.	\$ <u>153,435</u>

City of Harrah, Oklahoma
Statement of Net Position - Proprietary Fund
June 30, 2018

	Harrah Public Works Authority
ASSETS	
Current assets:	
Cash and cash equivalents	\$ 1,585,640
Restricted:	
Cash and investments	524,571
Receivables	
Accounts, net of allowance of \$229,209	179,908
Due from other funds	94,700
Total current assets	<u>2,384,819</u>
Capital assets:	
Other capital assets, net of accumulated depreciation	<u>9,274,354</u>
Total non-current assets	<u>9,274,354</u>
Total assets	<u><u>11,659,173</u></u>
DEFERRED OUTFLOW OF RESOURCES:	
Deferred amounts related to pensions	<u>237,536</u>
LIABILITIES	
Current liabilities:	
Accrued interest payable	35,260
Deferred revenues	17,277
Due to other funds	28,757
Current portion of long-term obligations	492,988
Total current liabilities	<u>574,282</u>
Non-current liabilities:	
Notes payable	3,311,328
Net pension liability	324,675
Deposits subject to refund	116,800
Accrued compensated absences	40,689
Total non-current liabilities	<u>3,793,492</u>
Total liabilities	<u>4,367,774</u>
DEFERRED INFLOW OF RESOURCES:	
Deferred amounts related to pensions	<u>125,369</u>
NET POSITION	
Net investment in capital assets	5,780,176
Restricted:	
Debt service	103,428
Unrestricted	<u>1,519,962</u>
Total net position	<u><u>\$ 7,403,566</u></u>

The accompanying notes are an integral part of these financial statements.

City of Harrah, Oklahoma
Statement of Revenues, Expenses and Changes in Fund Net Position - Proprietary Fund
For the Year Ended June 30, 2018

	Harrah Public Works <u>Authority</u>
REVENUES	
Water	\$ 817,518
Wastewater	611,574
Sanitation	551,284
Other	94,359
Total operating revenues	<u>2,074,735</u>
OPERATING EXPENSES	
Personal services	850,268
Maintenance and operations	834,811
Bad debt expense	14,798
Depreciation and amortization	560,066
Total operating expenses	<u>2,259,943</u>
Operating income (loss)	<u>(185,208)</u>
NONOPERATING REVENUES (EXPENSES)	
Miscellaneous revenues (expense)	430
Interest income	17,052
Interest expense and fiscal charges	(170,991)
Total nonoperating revenues (expenses)	<u>(153,509)</u>
OPERATING TRANSFERS	
Transfers in	534,601
Transfers out	(100,000)
Total operating transfers	<u>434,601</u>
Change in net position	95,884
Net position - beginning	7,196,209
Contributed capital - Fixed assets	111,473
Net position-ending	<u>\$ 7,403,566</u>

The accompanying notes are an integral part of these financial statements.

City of Harrah, Oklahoma
Statement of Cash Flows - Proprietary Fund
Harrah Public Works Authority
For the Year Ended June 30, 2018

CASH FLOWS FROM OPERATING ACTIVITIES

Receipts from customers	\$ 2,052,565
Payments to suppliers and employees	(1,702,282)
Net receipts (refunds) of customer meter deposits	11,539
Net cash provided (used) by operating activities	<u>361,822</u>

CASH FLOWS FROM NONCAPITAL FINANCING ACTIVITIES

Operating transfers in (out)	434,601
Net cash provided (used) by noncapital financing activities	<u>434,601</u>

CASH FLOWS FROM CAPITAL AND RELATED FINANCING ACTIVITIES

Purchase of capital assets	(111,473)
Principal paid on debt	(452,808)
Capital contributions	111,473
Interest expense and fiscal charges	(170,991)
Net cash provided (used) by capital and related financing activities	<u>(623,799)</u>

CASH FLOWS FROM INVESTING ACTIVITIES

Interest received	17,052
Net cash provided (used) by investing activities	<u>17,052</u>

Net increase (decrease) in cash and cash equivalents	189,676
Cash and cash equivalents, beginning of the year	1,920,535
Cash and cash equivalents, end of the year	<u>\$ 2,110,211</u>

Reconciliation to Statement of Net Position:

Cash and cash equivalents	1,585,640
Restricted cash and cash equivalents	524,571
Total cash and cash equivalents, end of year	<u>\$ 2,110,211</u>

RECONCILIATION OF OPERATING INCOME (LOSS) TO NET CASH PROVIDED (USED) BY OPERATING ACTIVITIES:

Operating income (loss)	(185,208)
Adjustments to reconcile operating income to net cash provided by operating activities:	
Cash flows reported in other categories:	
Depreciation and amortization expense	560,066
Miscellaneous revenue	430
Change in assets and liabilities:	
(Increase) decrease in receivables	(7,164)
(Increase) decrease in due from other funds	2,286
Increase (decrease) in accounts payable and accrued expenses	4,430
Increase (decrease) in deposits subject to refund	(9,380)
Increase (decrease) in deferred revenues	(6,344)
Increase (decrease) in net pension liability and related deferrals	2,706
Total adjustments	<u>547,030</u>
Net cash provided by (used in) operating activities	<u>\$ 361,822</u>

The accompanying notes are an integral part of these financial statements.

NOTES TO BASIC FINANCIAL STATEMENTS

City of Harrah, Oklahoma
Notes to Financial Statements
For the Year Ended June 30, 2018

NOTE 1. SUMMARY OF SIGNIFICANT ACCOUNTING POLICIES

The accounting and reporting policies of the City of Harrah, Oklahoma (the “City”) conform to accounting principles generally accepted in the United States of America for state and local governments. Generally accepted accounting principles for municipalities are defined as those principles promulgated by the Governmental Accounting Standards Board (“GASB”). The following represent the more significant accounting and reporting policies and practices of the City.

Financial Reporting Entity - The accompanying financial statements present the government and its component units, entities for which the City is considered to be financially accountable. Blended component units, although legally separate entities, are, in substance, part of the City’s operations and therefore data from these units are combined with the data of the City. Each blended component unit has a June 30 year end.

In determining the financial reporting entity, the City complies with the provisions of Governmental Accounting Standards Board Statement No. 14, *The Financial Reporting Entity*, and GASB Statement 61, *The Financial Reporting Entity: Omnibus, an amendment of GASB Statements No. 14 and No. 34*, and includes all component units for which the City is financially accountable.

Blended Component Units. The Harrah Public Works Authority (HPWA) was created February 27, 1991 pursuant to a Trust Indenture to finance, develop, and operate the water, wastewater, and solid waste activities of the City. Council members serve as Trustees and the City Manager is the General Manager. The rates for user charges and debt authorization are approved by the city council. The HPWA is reported as an enterprise fund type.

The Harrah Industrial and Economic Development Trust (HIEDT) was created April 15, 1988 pursuant to a Trust Indenture purpose is to finance and promote industrial development and economic growth. The mayor and vice mayor members serve as trustees. The Authority is reported as a governmental fund.

Separate financial statements have not been prepared for the blended component units.

Each component unit is a Public Trust established pursuant to Title 60 of the Oklahoma State law. Public Trusts (Authorities) have no taxing power. The Authorities are generally created to finance City services through the issuance of revenue bonds or other non-general obligation debt and to enable the City Council to delegate certain functions to the governing body (Trustees) of the Authority. In accordance with state law, all debt obligations incurred by public trusts require 2/3 approval by the City Council. In addition, the City has leased certain existing assets at the creation for the Authority to the Trustees on a long-term basis. The City, as beneficiary of the Public Trust, receives title to any residual assets when a Public Trust is dissolved.

City of Harrah, Oklahoma
Notes to Financial Statements
For the Year Ended June 30, 2018

NOTE 1 - SUMMARY OF SIGNIFICANT ACCOUNTING POLICIES - Continued

Basis of presentation:

The City follows Governmental Accounting Standards Board (“GASB”) statements in the preparation of its financial statements. Additional information regarding the basis of accounting and the differences in presentation are contained in the Management’s Discussion and Analysis, which precede the financial statements.

Government-wide and fund financial statements - The government-wide financial statements (i.e., the statement of net position and the statement of activities) report information on all of the nonfiduciary activities of the primary government and its component units. For the most part, the effect of interfund activity has been removed from these statements. *Governmental activities*, which normally are supported by taxes, intergovernmental revenues and nonexchange transactions are reported separately from *business-type activities*, which rely to a significant extent on fees and charges to external customers for support.

The statement of activities demonstrates the degree to which the direct expenses of a given function or segment are offset by program revenues. *Direct expenses* are those that are clearly identifiable with a specific function or segment. *Program revenues* include 1) charges to customers or applicants who purchase, use, or directly benefit from goods, services, or privileges provided by a given function or segment and 2) grants and contributions that are restricted to meeting the operational or capital requirements of a particular function or segment. Taxes and other items not properly included among program revenues are reported instead as *general revenues*.

Separate financial statements are provided for governmental funds and proprietary funds. Major individual governmental funds and major enterprise funds are reported as separate columns in the fund financial statements. All remaining governmental funds are aggregated and reported as non-major funds.

Measurement focus, basis of accounting, and financial statement presentation - The government-wide financial statements are reported using the *economic resources measurement focus* and the *accrual basis of accounting*, as are the proprietary fund financial statements. Revenues are recorded when earned and expenses are recorded when a liability is incurred, regardless of the timing of related cash flows. Property taxes are recognized as revenues in the year for which they are levied. Grant and similar items are recognized as revenue as soon as all eligibility requirements imposed by the provider have been met.

**City of Harrah, Oklahoma
Notes to Financial Statements
For the Year Ended June 30, 2018**

NOTE 1 - SUMMARY OF SIGNIFICANT ACCOUNTING POLICIES - Continued

Governmental fund financial statements are reported using the *current financial resources measurement focus* and the *modified accrual basis of accounting*. Revenues are recognized as soon as they are both measurable and available. Revenues are considered *available* when they are collectible within the current period or soon enough thereafter to pay liabilities of the current period. For this purpose, the government considers revenues to be available if they are collected within 60 days of the end of the current fiscal period. Expenditures generally are recorded when a liability is incurred, as under accrual accounting. However, debt service expenditures, as well as expenditures related to compensated absences, claims and judgments are recorded only when payment is due.

Sales taxes, excise taxes, franchise taxes, licenses, and interest associated with the current fiscal period are all considered to susceptible to accrual and have been recognized as revenues of the current fiscal period. Expenditures driven grants are recognized as revenues when qualifying expenditures have been incurred and all eligibility requirements have been met. All other revenue items are considered to be measurable and available only when cash is received by the City.

The following are the City's major governmental funds:

General Fund - is the general operating fund of the City. It accounts and reports for all financial resources not required to be reported in another fund.

Capital Projects Fund - accounts for designated revenues and the purchase and construction of capital projects.

The following are the City's non-major governmental funds:

Special Revenue Funds - accounts for the proceeds of government grants or specific revenue sources (other than grants applicable to enterprise fund activities, expendable trust or major capital projects) that are legally restricted to expenditures for specified purposes.

- Street & Alley Fund
- Harrah Industrial Economic Development Trust
- Park Funds

The following are the City's major proprietary funds:

Harrah Public Works Authority (HPWA) - accounts for the revenues from operations of water, sanitary sewer, and solid waste systems.

City of Harrah, Oklahoma
Notes to Financial Statements
For the Year Ended June 30, 2018

NOTE 1 - SUMMARY OF SIGNIFICANT ACCOUNTING POLICIES - Continued

Accounting Policies -

Assets, Liabilities, and Fund Equity

- a. *Cash and Cash Equivalents* - The City considers all highly liquid investments with an original maturity of three months or less when purchased to be cash and cash equivalents.
- b. *Investments* - Investments are stated at fair value. Fair value is the amount at which a financial instrument could be exchanged in a current transaction between willing parties. The City considers quoted market price at June 30, 2018, to be the fair value of its investments.

Oklahoma Statutes authorize the City to invest in obligations of the United States government, its agencies and instrumentalities; collateralized or insured certificates of deposit and other evidences of deposit at banks, savings banks, savings and loan associations and credit unions located in this state, or fully insured certificates of deposit at banks, savings bank, savings and loan associations and credit unions located out of state; negotiable certificates of deposit issued by a nationally or state-chartered bank, a savings bank, a savings and loan association or a state-licensed branch of a foreign bank; prime banker's acceptances which are eligible for purchases by the Federal Reserve System and which do not exceed 270 days' maturity; prime commercial paper which shall not have a maturity that exceeds 180 days nor represent more than 10% of the outstanding paper of an issuing corporation; repurchase agreements that have underlying collateral consisting of those items specified above; and money market funds regulated by the Securities and Exchange Commission and which investments consist of those items noted above.

- c. *Receivables and payables* - In the government-wide financial statements, receivables consist of all revenues earned at year-end and not yet received. Allowances for uncollectible accounts receivable are based upon historical trends and the periodic aging of accounts receivable.

In the governmental fund financial statements, receivables are recorded when they are both measurable and available. Proprietary fund receivables consist of all revenues earned at year-end and not yet received.

- d. *Interfund Receivable and Payables* - Activity between funds that are representative of lending/borrowing arrangements outstanding at the end of the fiscal year are referred to as either "due to / due from other funds" (i.e., the current portion of interfund loans) or "advances to / from other funds" (i.e., the non-current portion of interfund loans). All other outstanding balances between funds are reported as "due to / from other funds." Any residual balances outstanding between the governmental activities and business-type activities are reported in the government-wide financial statements as "internal balances."

City of Harrah, Oklahoma
Notes to Financial Statements
For the Year Ended June 30, 2018

NOTE 1 - SUMMARY OF SIGNIFICANT ACCOUNTING POLICIES - Continued

- e. *Restricted Assets* - Restricted assets include cash and investments of both governmental activities and business-type activities that are legally restricted as to their use. The restricted assets are primarily related to debt trustee accounts and guaranty deposits.
- f. *Capital Assets* - Capital assets, which include property, plant and equipment and infrastructure assets (e.g., roads, bridges, sidewalks, and similar items), are reported in the applicable governmental or business-type activities columns in the government-wide financial statements. Capital assets are defined by the government as assets with initial, individual cost of more than \$1000 (amount not rounded) and an estimated useful life in excess of two years. Such assets are recorded at historical cost or estimated historical cost if purchased or constructed. Donated capital assets, the majority of which generally consists of donated land and infrastructure which is recorded in the governmental funds and donated water and sewer distribution systems which are recorded in the proprietary funds, are recorded at estimated fair value at the date of donation.

The costs of normal maintenance and repairs that do not add to the value of the asset or materially extend assets lives are not capitalized.

Property, plant and equipment is depreciated using the straight-line method over the following estimated useful lives:

Buildings	40 - 65 years
Infrastructure	25 - 50 years
Improvements other than buildings & infrastructure	10 - 20 years
Machinery and equipment	3 - 20 years
Vehicles	3 - 7 years

- g. *Inventory* - The City records parts and fuel inventory within the General Fund. Parts inventory is recorded using actual cost.
- h. *Long-term Debt* Accounting treatment of long-term debt varies depending upon the source of repayment and the measurement focus applied, and whether the debt is reported in the government-wide or fund financial statements.

All long-term debt to be repaid from governmental activities, business-type activities and proprietary funds are reported as liabilities as incurred. The long-term debt presently is primarily comprised of revenue bonds payable, net pension liability, and accrued compensated absences. This long-term debt is reported not of unamortized discounts and premiums.

Long-term debt of governmental funds is not reported as liabilities in the fund financial statements. The debt proceeds are reported as other financing sources and payments of principal and interest are reported as expenditures.

City of Harrah, Oklahoma
Notes to Financial Statements
For the Year Ended June 30, 2018

NOTE 1 - SUMMARY OF SIGNIFICANT ACCOUNTING POLICIES - Continued

- i. *Claims and Judgments Payable* - Under state law, judgments against the City can be paid over three years or can be paid immediately. The Risk Management Fund pays all claims and judgments. A liability has been recorded within the government-wide, proprietary and fiduciary fund financial statements for claims and judgments payable. A liability for these amounts is reported in governmental funds only if they will be paid from current financial resources.
- j. *Compensated Absences* - Under the terms of union contracts and City personnel policies, City employees are granted vacation and sick leave in varying amounts. In the event of termination, an employee is paid for vacation leave accumulated and vested accumulated sick leave. Vesting of sick leave by employees and maximum number of hours that can be accumulated for vacation and sick leave are dependent upon an employees' service as contained in the City's personnel manual. Upon retirement, one-half of accumulated sick leave is converted to cash, subject to the above limitation for maximum compensation for unused compensated absences.
- k. *Pensions* - For the purpose of measuring the net pension liability, deferred outflows of resources and deferred inflow of resources related to pensions and pension expense, information about the fiduciary net position of the City's multiemployer pension plans and additions to/deductions from the multiemployer pension plans have been determined on the same basis as they are reported by the plans. For this purpose, benefit payments (including refunds of employee contributions) are recognized when due and payable in accordance with the benefit terms. Investments are reported at fair value.
- l. *Fund Equity* - In the government-wide financial statements, equity is classified as net position and displayed in three components:
 - 1. *Net investment in capital assets* - Consists of capital assets, net of accumulated depreciation and reduced by the outstanding balances of any notes or other borrowings attributable to those assets.
 - 2. *Restricted net position* - Consists of net position with constraints placed on the use either by external groups, such as grantors or laws and regulations of other governments, or law through constitutional provisions or enabling legislation.
 - 3. *Unrestricted net position* - All other assets that do not meet the definition of "restricted" or "invested in capital assets, net of related debt."

When both restricted and unrestricted net positions are available for use, generally it is the City's policy to use restricted resources first. For projects funded with tax-exempt debt proceeds and other sources, the debt proceeds are used first.

City of Harrah, Oklahoma
Notes to Financial Statements
For the Year Ended June 30, 2018

NOTE 1 - SUMMARY OF SIGNIFICANT ACCOUNTING POLICIES - Continued

Governmental fund equity is classified as fund balance. Fund balance is further classified as follows and based on the nature of any limitations requiring the use of resources for specific purposes.

- a) *Nonspendable* - Includes fund balance amounts that cannot be spent either because it is not in spendable form or because of legal or contractual requirements.
- b) *Restricted* - Includes fund balance amounts that are constrained for specific purposes which are externally imposed by providers, such as creditors or amounts constrained due to constitutional provisions or enabling legislation.
- c) *Committed* - Includes fund balance amounts that are constrained for specific purposes that are internally imposed by the City through formal action of the highest level of decision making authority. The City Council is the highest level of decision making authority that can, by adoption of an Ordinance prior to the end of the fiscal year, commit fund balance. Once adopted, the limitation imposed by ordinance remains in place until a similar action by City Council is taken (the adoption of another ordinance) to remove or revise the limitation.
- d) *Assigned* - Amounts in the assigned fund balance classification are intended to be used by the government for specific purposes but do not meet the criteria to be classified as committed. The City Council may assign fund balance as it does when appropriating fund balance to cover a gap between estimated revenue and appropriations in the subsequent year's appropriated budget. Unlike commitments, assignments generally only exist temporarily. In other words, an additional action does not normally have to be taken for the removal of an assignment. Conversely, as discussed above, an additional action is essential to either remove or revise a commitment.
- e) *Unassigned* - Includes the residual balance of the General Fund that has not been assigned to other funds and that has not been restricted, committed, or assigned to specific purposes with the General Fund.

When both restricted and unrestricted sources (the total of committed, assigned, and unassigned fund balance) are available for use, generally it is the City's policy to use restricted resources first. Further, when the components of unrestricted fund balance can be used for the same purpose, committed fund balance is depleted first, followed by assigned fund balance. Unassigned fund balance is applied last.

City of Harrah, Oklahoma
Notes to Financial Statements
For the Year Ended June 30, 2018

NOTE 1 - SUMMARY OF SIGNIFICANT ACCOUNTING POLICIES - Continued

Cost Sharing Defined Benefit Pension Plans

The City participates in two cost-sharing multiple-employer defined benefit pension plans, the Oklahoma Firefighters Pension & Retirement System (OFPRS) and the Oklahoma Police Pension & Retirement System (OPPRS) (the Plans). For purposes of measuring the net pension asset, liability, deferred outflows of resources and deferred inflows of resources related to the pensions, and pension expense, information about the fiduciary net position of the Plan and additions to/deductions from the Plan's fiduciary net position have been determined on the same basis as they are reported by the Plan. For this purpose, benefit payments (including refunds of employee contributions) are recognized when due and payable in accordance with the benefit terms. Investments are reported at fair value.

Deferred Outflows/inflows of Resources

Deferred outflows of resources represent a consumption of net position that applies to a future period(s) and so will not be recognized as an outflow of resources (expense) until then. The City has deferred outflows related to pensions, with one being the amount of contributions made to pension plans after the measurement date, and the other the difference in investment experience between actual earnings and projected earnings on pension plan investments and the difference in assumption changes. Deferred outflows related to contributions made after the measurement date will be recognized as a reduction of pension liability in the following year. The remaining amounts will be amortized to pension expense over future periods. See Note 4 for additional information.

Deferred inflows of resources represent an acquisition of net position that applies to a future period(s) and so will not be recognized as an inflow of resources (revenue) until that time. The City has a deferred inflow related to pensions. This consists of the difference between expected and actual experience related to pension plans as well as the difference in assumption changes. These amounts are amortized over future periods to pension expense.

Revenues, Expenditures and Expenses

- a. *Sales Taxes* - Sales taxes are collected by vendors and required to be remitted to the State of Oklahoma by the 20th of the month following collection. The tax is then paid to the City by the 10th of the next month. A two-month lag exists between collection by the vendor and payment to the City by the State. Revenue received in July and August from sales made in May and June, respectively, is available for prior year expenses and is accrued in both the government-wide and fund financial statements.
- b. *Charges for Services* - Charges for service consist primarily of charges made by the Risk Management Fund for services such as self-insurance and other benefits provided to the other funds of the City.

**City of Harrah, Oklahoma
Notes to Financial Statements
For the Year Ended June 30, 2018**

NOTE 1 - SUMMARY OF SIGNIFICANT ACCOUNTING POLICIES - Continued

- c. *Intergovernmental Revenues/Capital Grants Earned* - Revenues from Federal and State operating grants are recognized when expenditures are made. Similarly, capital grants are considered earned when the expenditures are made. The earned portion of capital grants in Proprietary Funds is treated as a capital contribution within the statement of revenues, expenses and changes in fund net position.
- d. *Investment Earnings* - Investment earnings on pooled cash and investments are allocated on a pro-rata basis to the City's funds based on the percentage of each fund's average month-end pooled cash balance.

Use of Estimates - The preparation of financial statements in conformity with accounting principles generally accepted in the United States of America requires management to make estimates and assumptions that affect the reported amounts of assets and liabilities and disclosure of contingent assets and liabilities at the date of the financial statements and the reported amounts of revenues and expenses during the reporting period. Actual results could differ from those estimates.

NOTE 2 - STEWARDSHIP, COMPLIANCE AND ACCOUNTABILITY

Budgetary Compliance

The City prepares its annual operating budget under the provisions of the Oklahoma Municipal Budget Act of 1979 (the "Budget Act"). In accordance with those provisions, the following process is used to adopt the annual budget:

- a. Prior to June 1, the City Manager submits to the City Council a proposed operating budget for the fiscal year commencing July 1.
- b. Public hearings are conducted to obtain citizen comments. At least one public hearing is held no later than 15 days prior to the beginning of the budget year.
- c. Subsequent to the public hearings but no later than seven days prior to July 1, the budget is legally enacted through the passage of a resolution by the City Council.
- d. Subsequent to City Council enactment, the adopted budget is filed with the office of the State Auditor and Inspector.

The legal level of control at which expenditures may not legally exceed appropriations is the department level within a fund.

All fund decreases of appropriation and supplemental appropriations require City Council approval. The City Manager may transfer appropriations between departments within a fund without City Council approval. Supplemental appropriations must also be filed with the Office of the State Auditor and Inspector.

City of Harrah, Oklahoma
Notes to Financial Statements
For the Year Ended June 30, 2018

NOTE 2 - STEWARDSHIP, COMPLIANCE AND ACCOUNTABILITY - Continued

In accordance with Title 60 of the Oklahoma State Statutes, the Harrah Public Works Authority is required to prepare an annual budget and submit a copy to the City as beneficiary. However, there are no further requirements such as form of budget, approval of budget or definition of a legal level of control; and, therefore, no budget and actual financial presentation for the HPWA funds are included in this report.

Deposits and Investment Laws and Regulations

In accordance with State law, all uninsured deposits of municipal funds in financial institutions must be secured with acceptable collateral valued at no more than market value. Acceptable collateral includes certain U.S. Government or Government Agency securities, certain State of Oklahoma or political subdivision debt obligations, surety bonds or certain letters of credit. As required by 12 U.S.C.A., Section 1823e, all financial institutions pledging collateral to the City must have a written collateral agreement approved by the board of directors or the loan committee. As reflected in Note 3, the City's uninsured deposited were sufficiently collateralized in accordance with these provisions for the year ended in June 30, 2018.

Investments of a City (excluding Public Trusts) are limited by State Law to the following:

- a. Direct obligations of the U.S. Government, its agencies and instrumentalities to which the full faith and credit of the U.S. Government is pledged, or obligations to the payment of which the full faith and credit of the State of Oklahoma is pledged.
- b. Certificates of deposit or savings accounts that are either insured or secured with acceptable pledged collateral with in-state financial institutions, and fully insured certificates of deposit or savings accounts in out-of-state financial institutions.
- c. With certain limitation, negotiable certificates of deposit, prime banker acceptances, prime commercial paper and repurchase agreements with certain limitations.
- d. County, municipal or school district tax supported debt obligations, bond or revenue anticipation notes, money judgments, or bond or revenue anticipation notes of public trusts whose beneficiary is a county, municipality or school district.
- e. Notes or bonds secured by mortgage or trust deed insured by the Federal Housing Administrator and debentures issued by the Federal Housing Administrator, and in obligations of the National Mortgage Association.
- f. Money market funds regulated by the SEC and in which investments consist of the investments mentioned in the previous paragraphs a., b., c., and d.

Public trusts created under O.S. Title 60, are not subject to the above noted investment limitations and are primarily governed by restrictions in their trust or bond indentures.

City of Harrah, Oklahoma
Notes to Financial Statements
For the Year Ended June 30, 2018

NOTE 2 - STEWARDSHIP, COMPLIANCE AND ACCOUNTABILITY - Continued

Debt Restrictions and Covenants

General Obligation Debt

Article 10, Sections 26 and 27 of the Oklahoma Constitution limits the amount of certain outstanding general obligation bonded debt of the municipality for non-utility or non-street purposes to no more than 10% of the net assessed valuation. For the year ended June 30, 2018, the City complied with this restriction.

Other Long-term Debt

As required by the Oklahoma State Constitution, the City (excluding Public Trusts) may not incur any indebtedness that would require payment from resources beyond the current fiscal year revenue, without first obtaining voter approval.

Revenue Note Debt

The bond indentures relating to the revenue note issues of the Harrah Public Works Authority contain a number of restrictions or covenants that are financial related. These include covenants such as a required flow of funds through special accounts, debt service coverage requirements and required reserve account balances.

The following schedule presents a brief summary of the most significant requirements and the Authority's level of compliance, thereon, as of June 30, 2018:

<u>Requirement</u>	<u>Level of Compliance</u>
<i>Harrah Public Works Authority</i>	
a. Flow of Funds	
1. 2015 Revenue Note	The Authority maintained all required accounts and made the required payments into such accounts.
- Construction Fund	
- Note Fund	
2. 2008 Revenue Note	Authority maintained all required accounts and made the required payments into such accounts.
- Construction Fund	
- Note Fund	
b. Revenue Note Coverage	
Net operating revenue plus transferred Sales tax must equal 1.25 times annual debt service on the 2004, 2009, 2011 OWRB Notes and the 2008 and 2015 Revenue Notes	Net revenue available amounted to \$1,874,647. The annual debt service was \$466,968. Actual coverage was 4.01 times.

City of Harrah, Oklahoma
Notes to Financial Statements
For the Year Ended June 30, 2018

NOTE 2 - STEWARDSHIP, COMPLIANCE AND ACCOUNTABILITY - Continued

Fund Equity/Net Position Restrictions

Restricted Net Position

Restricted net position at the government-wide financial statements are required to restrict funds in accordance with various laws and regulations, specifically those laws and regulations dealing with debt service and the use of restricted revenues. See Note 3 for details of restricted net position.

NOTE 3 - DETAILED NOTES CONCERNING THE FUNDS

The following notes present detailed information to support the amounts reported in the basic financial statements for the City's various assets, liabilities, equity, revenues and expenditures/expenses.

Deposits and Investment Risks

The City of Harrah, including its blended component units, held the following deposits and investments at June 30, 2018:

<u>Type</u>	<u>Maturities</u>	<u>Credit Rating</u>	<u>Carrying Value</u>
Deposits:			
Demand deposits			\$ 3,584,294
Cash on hand			<u>2,123</u>
			<u>3,586,417</u>
Total deposits and investments			\$ <u>3,586,417</u>
Reconciliation to Statement of Net Position:			
Cash and cash equivalents			\$ 3,586,417
Investments			<u>-</u>
			\$ <u>3,586,417</u>

City of Harrah, Oklahoma
Notes to Financial Statements
For the Year Ended June 30, 2018

NOTE 3 - DETAILED NOTES CONCERNING THE FUNDS

Custodial Credit Risk

Exposure to custodial credit risk related to deposits exists when the City holds deposits that are uninsured and uncollateralized, collateralized with securities held by the pledging financial institution or by its trust department or agent but not in the City's name, or collateralized without a written or approved collateral agreement. Exposure to custodial credit risk related to investments exist when the City holds investments that are uninsured and unregistered, with securities held by the counterparty or by its trust department or agent but not in the City's name.

The City's policy as it relates to custodial credit risk is to secure its uninsured deposits with collateral, valued at no more than market value, at least at a level of 100% of the uninsured deposits and accrued interest thereon. The investment policy also limits acceptable collateral to U.S. Treasury securities and direct debt obligations of municipalities, counties, and school districts in the state of Oklahoma. As required by Federal 12 U.S.C.A., Section 1823(e), all financial institutions pledging collateral to the City must have a written collateral agreement approved by the board of directors or loan committee.

At June 30, 2018, the City was not exposed to custodial credit risk as defined above.

Investment Interest Credit Risk

Interest rate risk is the risk that changes in interest rates will adversely affect the fair value of an investment. The City discloses its exposure to interest rate risk by disclosing the maturity dates of its investments.

As noted in the schedule of deposits and investments above, at June 30, 2018, the investments held by the City mature at various times.

Concentration of Investment Credit Risk

Exposure to concentration of credit risk is considered to exist when investments in any one issuer represent a significant percent of total investments of the City (any over 5% are disclosed). Investments issued or explicitly guaranteed by the U.S. government and investments in mutual funds, external investment pools, and other pooled investments are excluded from this consideration. The City places no limit on the amount it may invest with any one issuer. The City has the following concentration of credit risk: 100% or (\$3,584,294) invested in Federal Treasury Obligations money market accounts at BancFirst.

Restricted Assets

The amounts reported as restricted assets on the Statement of Net Position are comprised of cash and investments held by the trustee bank on behalf of the public trusts (Authorities) related to its required revenue bond accounts as described in Note 2 and amounts due to depositors related to utility deposits.

City of Harrah, Oklahoma
Notes to Financial Statements
For the Year Ended June 30, 2018

NOTE 3 - DETAILED NOTES CONCERNING THE FUNDS - Continued

The restricted assets as of June 30, 2018 were as follows:

Utility Sales Tax Revenue Note, Series 2008 :		
Project account	\$	194,206
Debt service		60,861
Utility Sales Tax Revenue Note, Series 2015 :		
Project account		115,932
Debt service		40,245
Meter deposit funds		113,327
Total restricted assets	\$	<u>524,571</u>

Receivables and Uncollectible Accounts

Accounts receivable of governmental and business-type activities consist of sales tax, franchise tax and fees, grants funds due, customer utilities services provided, both billed and unbilled, all reported net of allowance for uncollectible amounts are as follows:

	General <u>Fund</u>	Capital Project <u>Fund</u>	Nonmajor Governmental <u>Funds</u>	Harrah Public Works <u>Authority</u>
Receivables:				
Accounts	\$ 107,173	-	-	409,117
Due from other governments	<u>387,943</u>	-	<u>4,639</u>	-
Gross receivables	495,116	-	4,639	409,117
Less: Allowance for uncollectibles	<u>-</u>	-	-	<u>229,209</u>
Net total receivables	<u>\$ 495,116</u>	<u>-</u>	<u>4,639</u>	<u>179,908</u>

City of Harrah, Oklahoma
Notes to Financial Statements
For the Year Ended June 30, 2018

NOTE 3 - DETAILED NOTES CONCERNING THE FUNDS - Continued

Capital Assets

Capital asset balances and activities for the year ended June 30, 2018, were as follows:

	<u>Beginning</u>	<u>Additions</u>	<u>Transfers</u>	<u>Retirements</u>	<u>Ending</u>
<i>Governmental activities</i>					
Capital assets not being depreciated :					
Land	\$ 101,528	-	-	-	101,528
Construction in progress	-	112,000	-	-	112,000
Total capital assets not being depreciated	101,528	112,000	-	-	213,528
Capital assets being depreciated :					
Buildings and improvements	1,338,286	-	-	-	1,338,286
Machinery and equipment	1,370,135	15,547	-	-	1,385,682
Vehicles	1,992,781	43,299	-	-	2,036,080
Infrastructure	1,824,650	30,525	-	-	1,855,175
Total capital assets being depreciated	6,525,852	89,371	-	-	6,615,223
Less : Accumulated depreciation	4,140,423	280,588	-	-	4,421,011
Governmental activities capital assets, net	<u>2,486,957</u>	<u>(79,217)</u>	<u>-</u>	<u>-</u>	<u>2,407,740</u>

Depreciation expense for governmental activities is charged to functions as follows:

Governmental activities:

General government	\$ 60,286
Public safety	134,731
Cultural and recreation	85,571
Total depreciation expense - governmental activities	<u>\$ 280,588</u>

City of Harrah, Oklahoma
Notes to Financial Statements
For the Year Ended June 30, 2018

NOTE 3 - DETAILED NOTES CONCERNING THE FUNDS - Continued

Capital asset activity for business-type activities for the year ended June 30, 2018 was as follows:

	<u>Beginning</u>	<u>Additions</u>	<u>Transfers</u>	<u>Retirements</u>	<u>Ending</u>
<i>Business-type activities</i>					
Capital assets not being depreciated :					
Land	\$ -	-	-	-	-
Construction in progress - Water wells	1,073,492	-	(1,073,492)	-	-
Total capital assets not being depreciated	<u>1,073,492</u>	<u>-</u>	<u>(1,073,492)</u>	<u>-</u>	<u>-</u>
Capital assets being depreciated :					
Buildings and improvements	533,637		-	-	533,637
Equipment and vehicles	1,406,603	15,039	-	-	1,421,642
Infrastructure	16,059,540	96,434	1,073,492	-	17,229,466
Industrial park	440,664	-	-	-	440,664
Total capital assets being depreciated	<u>18,440,444</u>	<u>111,473</u>	<u>1,073,492</u>	<u>-</u>	<u>19,625,409</u>
Less : Accumulated depreciation	<u>9,790,989</u>	<u>560,066</u>	<u>-</u>	<u>-</u>	<u>10,351,055</u>
Governmental activities capital assets, net \$	<u><u>9,722,947</u></u>	<u><u>(448,593)</u></u>	<u><u>-</u></u>	<u><u>-</u></u>	<u><u>9,274,354</u></u>

Depreciation expense for business-type activities is charged to functions as follows:

Business-type activities:

Water and wastewater	\$ <u>560,066</u>
Total depreciation expense - business-type activities	\$ <u><u>560,066</u></u>

Deposits Subject to Refund

Utility customers are required to make a meter deposit, which is refunded upon the customer's termination of services, provided there are no outstanding bills. Monies are deposited in separate accounts, and a liability has been recorded to represent the amount of deposits due to customers. As of June 30, 2018, cash and investments included \$113,327 available for refund of customer deposits, while the liability to customers was \$116,800.

Appearance bonds and other payments made to the municipal court funds are held until final disposition by the court at which time they are refunded to the bondholder or paid over to the City general fund as fines. As of June 30, 2018, \$1,398 was being held that was subject to refund.

City of Harrah, Oklahoma
Notes to Financial Statements
For the Year Ended June 30, 2018

NOTE 3 - DETAILED NOTES CONCERNING THE FUNDS - Continued

Long-term Debt

The reporting entity's long-term debt is segregated by the amounts involving governmental activities and business activities.

Business-type Activities Long-term Debt:

At June 30, 2018, the long-term debt payable from enterprise fund resources consisted of the following:

Revenue Notes Payable

\$2,220,000 Clean Water SRF Series 2004 loan payable to the Oklahoma Water Resource Board (OWRB), dated December 16, 2004, payable in semi-annual installments with a final payment due September 15, 2025; interest rate of 2.60% and administrative fee of 0.5%; secured by a pledge of a three cent sales tax and water and sewer revenues.	\$ 984,782
\$1,930,000 Clean Water SRF Series 2009 loan payable to the Oklahoma Water Resource Board (OWRB), dated May 29, 2009, payable in semi-annual installments with a final payment due March 15, 2030; interest rate of 2.35% and administrative fee of 0.5%; secured by a pledge of a three cent sales tax and water and sewer revenues.	863,206
\$490,000 Drinking Water SRF Series 2011 loan payable to the Oklahoma Water Resource Board (OWRB), dated October 1, 2011, payable in semi-annual installments with a final payment due March 15, 2032; interest rate of 3.05% and administrative fee of 0.5%; secured by a pledge of a three cent sales tax and water and sewer revenues.	373,731

**City of Harrah, Oklahoma
Notes to Financial Statements
For the Year Ended June 30, 2018**

NOTE 3 - DETAILED NOTES CONCERNING THE FUNDS - Continued

\$526,000 capital lease with no termination costs, dated August 17, 2012, payable in monthly installments of \$7,239 inclusive of interest at 4.25%; secured by certain capital equipment. 162,597

\$1,470,000 HPWA Utilities System and Sales Tax Revenue Note, Series 2008; payable in semi-annual installments ranging from \$35,000 to \$70,000 with a final payment due February 1, 2021; interest rate of 3.73%; secured by a pledge of a three cent sales tax and water and sewer revenues. 410,000

\$1,220,000 HPWA Utilities System and Sales Tax Revenue Note, Series 2015; payable in semi-annual installments ranging from \$35,000 to \$50,000 with a final payment due February 1, 2030; interest rate of 2.56%; secured by a pledge of a three cent sales tax and water and sewer revenues. 1,010,000

Total Revenue Notes Payable \$ 3,804,316

Accrued Compensated Absences

Accrued compensated absences reported in the business-type activities are comprised of accrued vacation leave, sick leave and compensatory time.

Governmental activities \$ 59,087

Business-type activities 40,689

Total Accrued Compensated Absences \$ 99,776

Due to Depositors

Outstanding deposits for utility services, refundable only upon termination of services, amounted to the following:

Current portion \$ -

Non-current portion 116,800

Total Due to Depositors \$ 116,800

City of Harrah, Oklahoma
Notes to Financial Statements
For the Year Ended June 30, 2018

NOTE 3 - DETAILED NOTES CONCERNING THE FUNDS - Continued

Changes in Long-term Debt

The following is a summary of changes in long-term debt for the year ended June 30, 2018:

	Beginning			Ending	Amounts
	<u>Balance</u>	<u>Increases</u>	<u>Decreases</u>	<u>Balance</u>	<u>Due Within</u>
					<u>One Year</u>
Governmental activities					
Net pension liability	\$ 1,310,699	-	112,240	1,198,459	-
Accrued compensated absences	69,338	-	10,251	59,087	5,909
Total Governmental Activities	<u>\$ 1,380,037</u>	<u>-</u>	<u>122,491</u>	<u>1,257,546</u>	<u>5,909</u>

	Beginning			Ending	Due Within
	<u>Balance</u>	<u>Increases</u>	<u>Decreases</u>	<u>Balance</u>	<u>One Year</u>
Business-type activities					
Notes payable:					
OWRB Series 2004	\$ 1,104,722	-	119,940	984,782	127,256
OWRB Series 2009	920,828	-	57,622	863,206	61,025
OWRB Series 2011	394,111	-	20,380	373,731	21,670
Water meters	226,742	-	64,145	162,597	83,038
Revenue note - Series 2008	540,000	-	130,000	410,000	130,000
Revenue note - Series 2015	1,080,000	-	70,000	1,010,000	70,000
Deposits subject to refund	107,420	9,380	-	116,800	-
Net pension liability	401,450	-	76,775	324,675	-
Accrued compensated absences	45,074	-	4,385	40,689	4,069
Total Business-type Activities	<u>4,820,347</u>	<u>9,380</u>	<u>543,247</u>	<u>4,286,480</u>	<u>497,058</u>

City of Harrah, Oklahoma
Notes to Financial Statements
For the Year Ended June 30, 2018

NOTE 3 - DETAILED NOTES CONCERNING THE FUNDS - Continued

Annual Debt Service Requirements

The annual debt service requirements to maturity, including principal and interest, for long-term debt, with interest rates applicable at June 30, 2018, excluding accrued compensated absences, due to depositors, estimated claims liability, net pension liability and net OPEB obligation are as follows:

Year Ending June 30,	<u>Governmental Activities</u>		<u>Business-Type Activities</u>	
	Principal	Interest	Principal	Interest
2018	\$ -	-	492,988	103,368
2019	-	-	477,321	87,453
2020	-	-	437,708	72,990
2021	-	-	309,386	60,388
2022	-	-	317,459	50,245
2023-2027	-	-	1,246,848	143,851
2028-2032	-	-	488,382	21,162
Totals	\$ -	-	3,770,092	539,457

Applicability of Federal Arbitrage Regulations

Debt issuances of the City and Authorities issued after the Tax Reform Act of 1986 are subject to the federal arbitrage regulations. The arbitrage rebate regulations require that all earnings from investment of gross proceeds of a bond issue in excess of the amount that could have been earned had the yield on the investment been equal to the yield on the bonds be remitted to the federal government. These carry strict penalties for noncompliance including taxability of interest retroactive to the date of the issue. The City's management believes the City is in compliance with these rules and regulations.

City of Harrah, Oklahoma
Notes to Financial Statements
For the Year Ended June 30, 2018

NOTE 3 - DETAILED NOTES CONCERNING THE FUNDS - Continued

Non-Commitment Debt

Harrah Tax Increment Finance Authority Revenue Notes- Series 2009

On December 28, 2008, the Harrah Tax Increment Finance Authority issued tax increment revenue notes in the aggregate principal amount of \$15,760,000 with a maturity date on July 1, 2035. The Notes will be issued on a drawdown basis as project costs are incurred. The Notes shall bear interest and principal on a monthly basis, as more fully set out in a Loan Agreement and Security Agreement dated December 1, 2009. The Notes were issued in furtherance of the implementation of the Harrah Town Center Economic Development Project Plan. The proceeds of the Notes are financing the certain project costs outlined in the Project Plan.

The Notes are secured by a pledge of certain ad valorem tax and sales and use revenues generated within the Increment District. The Notes are a limited obligation of the Authority and does not constitute an obligation of the State of Oklahoma or the City of Harrah. The Authority has no taxing power.

During the fiscal year ended June 30, 2018, the Authority received and paid \$81,031 of sales tax related to the Tax Increment District.

Pledge of Future Revenues

Sales Tax Pledge - The City has pledged three cents of future sales tax revenues to repay \$4,640,000 of OWRB Series 2004, 2009 and 2011 Revenue Notes and \$2,690,000 of HPWA Series 2008 and 2015 Revenue Notes which are payable through 2032. Proceeds from the notes provided financing for construction of designated capital improvements. The total principal and interest payable for the remainder of the life of the notes is \$4,170,631. Pledged sales tax received in the current year was \$1,627,948. Debt service payments on the Revenue Notes of \$516,140 for the current fiscal year was 31.7% of pledged sales tax. Other sources of revenues such as water and sewer are also pledged.

Utility Revenue Pledge - The City has also pledged future net water and sewer revenues to repay \$4,640,000 of OWRB Series 2004, 2009 and 2011 Revenue Notes and \$2,690,000 of HPWA Series 2008 and 2015 Revenue Notes which are payable through 2032. Proceeds from the notes provided funding for utility system capital assets. The total principal and interest payable for the remainder of the life of the notes is \$4,170,631. The notes are payable from the above-mentioned utility net revenues and are additionally secured with three cents of future sales tax revenues. The debt service payments on the notes this year were \$516,140 which was 209.2% of pledged net utility revenues of \$246,699 and 27.5% of both pledged utility revenues and pledged sales taxes.

City of Harrah, Oklahoma
Notes to Financial Statements
For the Year Ended June 30, 2018

NOTE 3 - DETAILED NOTES CONCERNING THE FUNDS - Continued

Interfund Receivables, Payables, and Transfers

The City's policy is to eliminate interfund transfers and balances in the statement of activities and net position to avoid grossing up balances. Only the residual balances transferred between governmental and business-type activities are reported as internal transfers and internal balances and then offset in the total column in the government-wide statements. Interfund transfers and balances between funds are not eliminated in the fund financial statements.

Transfers:

<u>Transfer From</u>	<u>Transfer To</u>	<u>Amount</u>	<u>Purpose of Transfer</u>
Harrah Public Works Auth.	General Fund	100,000	Operating subsidy
Capital Improvement Fund	General Fund	89,934	Operating subsidy
General Fund	Capital Improvement Fund	534,601	Sales tax transfer
General Fund	Harrah Public Works Auth.	534,601	Sales tax transfer
General Fund	Park Fund	30,800	Operating subsidy
		<u>1,289,936</u>	

Reconciliation to Fund Financial Statements:

	<u>Transfers In</u>	<u>Transfers Out</u>	<u>Net Transfers</u>
Governmental Funds	755,335	(1,189,936)	(434,601)
Proprietary Funds	534,601	(100,000)	434,601
	<u>1,289,936</u>	<u>(1,289,936)</u>	<u>-</u>

Reconciliation to Statement of Activities:

Net Transfers	<u>-</u>
---------------	----------

City of Harrah, Oklahoma
Notes to Financial Statements
For the Year Ended June 30, 2018

NOTE 3 - DETAILED NOTES CONCERNING THE FUNDS - Continued

Balances:

<u>Payable Fund</u>	<u>Receivable Fund</u>	<u>Amount</u>	<u>Nature of Interfund Balance</u>
General Fund	Capital Improvement Fund	94,700	Sales tax transfer receivable
General Fund	Harrah Public Works Auth.	94,700	Sales tax transfer receivable
Capital Improvement Fund	General Fund	1,599	Interfund obligation
Capital Improvement Fund	Harrah Ind Econ Dev Trust	59,639	Interfund obligation
General Fund	Harrah Public Works Auth.	28,757	Sales tax transfer receivable
		<u>279,395</u>	

Reconciliation to Fund Financial Statements:

	<u>Due To</u>	<u>Due From</u>	<u>Net Interfund Balance</u>
Governmental Funds	250,638	(184,695)	65,943
Proprietary Funds	28,757	(94,700)	(65,943)
	<u>279,395</u>	<u>(279,395)</u>	<u>-</u>

Fund Balances and Net Position

Fund Balances

The following table shows the fund balance classifications as shown on the Governmental Funds Balance Sheet:

	<u>General Fund</u>	<u>Capital Improvement Fund</u>	<u>Other Governmental Fuunds</u>	<u>Total</u>
Fund Balances:				
Nonspendable:				
Capital improvements	-	817,195	-	817,195
Economic development	-	-	(51,253)	(51,253)
Street	-	-	76,872	76,872
Parks	-	-	7,748	7,748
Subtotal Nonspendable	-	817,195	33,367	850,562
Unassigned (deficit):	1,576,733	-	-	1,576,733
TOTAL FUND BALANCES	<u>1,576,733</u>	<u>817,195</u>	<u>33,367</u>	<u>2,427,295</u>

City of Harrah, Oklahoma
Notes to Financial Statements
For the Year Ended June 30, 2018

NOTE 4 - OTHER INFORMATION

Sales Tax

Sales tax revenue represents a 4 cents tax on each dollar of taxable sales of which is recorded as follows:

- 3 cents are recorded in the General Fund and is pledged for Harrah Public Works Authority debt service. 1 cent is transferred to HPWA and the remaining 2 cents is retained in the General Fund for general operational purposes,
- 1 cent is recorded in the General Fund and then transferred to the Capital Improvement Fund for capital expenditures and for the payment of debt service in connection with obligations issued to finance specified capital expenditures.

In accordance with sales tax agreements of the OWRB and Revenue note indentures, sales tax has been pledged for the payment of principal and interest on the indebtedness on a parity basis.

Risk Management

The City is exposed to various risks of loss related to torts; theft of, damage to, and destruction of assets; errors and omissions; injuries to employees; employee health benefits; unemployment; and natural disasters. The City manages these various risks of loss as follows:

- General Liability - Covered through purchased insurance with a \$1,000 deductible, per occurrence.
- Physical Property - Covered through purchased insurance with a \$1,000 deductible, per occurrence.
- Workers' Compensation - The City is a member of the Oklahoma Municipal Assurance Group Workers' Compensation Plan (the Plan), an organization formed for the purpose of providing workers' compensation coverage through the State Insurance Fund to participating municipalities in the State of Oklahoma. In that capacity, the Plan is responsible for providing loss control services and certain fiscal activities including obtaining contract arrangements for the underwriting, excess insurance agreements, claims processing, and legal defense for any and all claims submitted to it during the Plan year.

As a matter of the Plan, the City is required to pay fees set by the Plan according to an established payment schedule. The City is responsible for complying with all requirements of the Oklahoma Workers' Compensation Act. A loss Fund has been established from the proceeds of the fees paid by the City. The City expensed these fees when paid. The State Insurance Fund provides coverage in excess of the Loss Fund so the City's Liability for claim loss is limited to the balance of that fund. However, failure of the State Insurance Fund to honor its obligations could result in losses to the Plan.

**City of Harrah, Oklahoma
Notes to Financial Statements
For the Year Ended June 30, 2018**

NOTE 4 - OTHER INFORMATION - Continued

- Employee's Group Medical - Covered through purchased insurance with a deductible of \$6,000 per employee.

COMMITMENTS AND CONTINGENCIES

Commitments

Construction in Progress

Construction in progress is authorized by actions of the City Council (governing body). A summary of construction in progress as of June 30, 2018 is as follows:

	Total Construction <u>In Progress</u>	Total Project	Remaining <u>To Complete</u>
General Government	\$ 112,000	137,000	25,000

Contingent Liabilities

General Litigation

The City and Public Works Authority are parties to various legal proceedings which normally occur in the course of governmental operations. The financial statements do not include accruals or provisions for loss contingencies that may result from these proceedings. State statutes provide for the levy of an ad valorem tax over a three-year period by a City "Sinking Fund" for the payment of any court assessed judgment rendered against the City.

While the outcome of the above noted proceedings cannot be predicted, due to the self-insurance reserves maintained by the City and the State statute relating to judgments, the City feels that any settlement or judgment not covered by insurance reserves would not have a material adverse effect on the financial condition of the City.

Grant Program Involvement

In the normal course of operations, the City participates in various federal and state grant/loan programs from year to year. The grant/loan programs are often subject to additional audits by agents of the granting or loaning agency, the purpose of which is to ensure compliance with the specific conditions of the grant or loan. Any liability of reimbursement which may arise as a result of these audits cannot be reasonably determined at this time, although it is believed the amount, if any, would not be material.

**City of Harrah, Oklahoma
Notes to Financial Statements
For the Year Ended June 30, 2018**

NOTE 4 - OTHER INFORMATION - Continued

EMPLOYEE RETIREMENT SYSTEMS AND PENSION PLANS

The City participates in five employee pension systems as follows:

<u>Names of Plan/System</u>	<u>Type of Plan</u>
Oklahoma Police Pension and Retirement Fund	Cost Sharing Multiple Employer - Defined Benefit Plan
Oklahoma Firefighters Pension and Retirement Fund	Cost Sharing Multiple Employer - Defined Benefit Plan
Oklahoma Municipal Retirement Fund (OkMRF)	Agent Multiple Employer - Defined Contribution Plan
Oklahoma Municipal Retirement Fund (OkMRF)	Agent Multiple Employer - Defined Benefit Plan
Oklahoma Municipal Retirement Fund (OkMRF)	City Manager Retirement Plan - Defined Contribution Plan

The City of Harrah participates in the Oklahoma State Police Pension and Retirement System and the Oklahoma State Firefighters' Pension and Retirement System, both of which are cost sharing multiple-employer defined benefit plans administered by the State of Oklahoma. Additionally, for other City employees not covered by the other plans, the City maintains the City of Harrah Deferred Compensation Plan, an eligible deferred compensation plan within the meaning of Section 457(b) of the Internal Revenue Code.

City of Harrah, Oklahoma
Notes to Financial Statements
For the Year Ended June 30, 2018

NOTE 4 - OTHER INFORMATION - Continued

Oklahoma Police Pension and Retirement System (OPPRS)

Plan Description - The City of Harrah, as the employer, participates in the Police Pension & Retirement - a cost-sharing multi-employer defined benefit pension plan administered by the Oklahoma Police Pension & Retirement System (OPPRS). Title 11 of the Oklahoma State Statutes grants the authority to establish and amend the benefit terms to the OPPRS. OPPRS issues a publicly available financial report that can be obtained at www.ok.gov/pprs.

Benefits Provided - OPPRS provides retirement, disability, and death benefits to members of the Plan.

The normal retirement date under the Plan is the date upon which the participant completes 20 years of credited service, regardless of age. Participants become vested upon completing 10 years of credited service as a contributing participant of the Plan. No vesting occurs prior to completing 10 years of credited service. Participant's contributions are refundable, without interest, upon termination prior to normal retirement. Participants who have completed 10 years of credited service may elect a vested benefit in lieu of having their accumulated contributions refunded. If the vested benefit is elected, the participant is entitled to a monthly retirement benefit commencing on the date the participant reaches 50 years of age or the date the participant would have had 20 years of credited service had employment had continued uninterrupted, whichever is later.

Monthly retirement benefits are calculated based on two and a half percent (2.5%) of final average salary (defined as the average paid base salary of the officer over the highest 30 consecutive months of the last 60 months of credited service) multiplied by the years of credited service, with a maximum of 30 years of credited service considered.

Monthly benefits for participants due to permanent disability incurred in the line of duty are 2.5% of the participant's final average salary multiplied by 20 years. This disability benefit is reduced by stated percentages for partial disability based on the percentage of impairment. After 10 years of credited service, participants who retire due to disability incurred from any cause are eligible for a monthly benefit based on 2.5% of their final average salary multiplied by the years of service. This disability benefit is also reduced by stated percentages for partial disability based on the percentage of impairment. Effective July 1, 1998, once a disability benefit is granted to a participant, that participant is no longer allowed to apply for an increase in the dollar amount of the benefit at a subsequent date.

Survivor's benefits are payable in full to the participant's beneficiary upon the death of a retired participant. The beneficiary of any active participant killed in the line of duty is entitled to a pension benefit.

City of Harrah, Oklahoma
Notes to Financial Statements
For the Year Ended June 30, 2018

NOTE 4 - OTHER INFORMATION - Continued

Contributions - The contributions requirements of the Plan are at an established rate determined by Oklahoma Statute and are not based on actuarial calculations. Employees are required to contribute eight percent (8%) of their annual pay. Participating cities are required to contribute thirteen percent (13%) of the employees' annual pay. Contributions to the pension plan from the City were \$44,698. In the government-wide Statement of Activities, revenue is recognized for the State of Oklahoma's on-behalf contributions on an accrual basis of \$39,529. These on-behalf payments did not meet the criteria of a special funding situation.

Pension Liabilities/Asset, Pension Expense, and Deferred Outflows of Resources and Deferred Inflows of Resources Related to Pensions - At June 30, 2018, the City reported a liability of \$8,869 for its proportionate share of the net pension liability. The net pension liability was measured as of June 30, 2017, and the total pension liability used to calculate the net pension liability was determined by an actuarial valuation as of July 1, 2017. The City's proportion of the net pension liability was based on the City's contributions received by the pension plan relative to the total contributions received by pension plan for all participating employers as of June 30, 2017. Based upon this information, the City's proportion was 0.1153%.

For the year ended June 30, 2018, the City recognized pension expense of \$54,165. At June 30, 2018, the City reported deferred outflows of resources and deferred inflows of resources related to pensions from the following sources:

	Deferred Outflows of Resources	Deferred Inflows of Resources
Differences between expected and actual experience	\$ 445	\$ -
Changes of assumptions	-	-
Net difference between projected and actual earnings on pension plan investments	66,058	-
Changes in proportion and differences between City contributions and proportionate share of contributions	635	-
City contributions during measurement period	-	-
City contributions subsequent to the measurement date	43,179	-
Total	\$ 110,317	\$ -

City of Harrah, Oklahoma
Notes to Financial Statements
For the Year Ended June 30, 2018

NOTE 4 - OTHER INFORMATION - Continued

\$43,179 reported as deferred outflows of resources related to pensions resulting from City contributions subsequent to the measurement date will be recognized as a reduction of the net pension liability in the year ended June 30, 2018. Other amounts reported as deferred outflows of resources and deferred inflows of resources related to pensions will be recognized in pension expense as follows:

Year ended June 30:

2019	\$	25,083
2020		25,083
2021		16,939
2022		33
2023		-
	\$	<u>67,138</u>

Actuarial Assumptions - The total pension liability was determined by an actuarial valuation as of July 1, 2017, using the following actuarial assumptions, applied to all prior periods included in the measurement:

Inflation:	3%
Salary increases:	4.5% to 17.0% averages, including inflation
Investment rate of return:	7.5% net of pension plan investment expense
Mortality rates:	Active employees (pre-retirement) RP-2000 Blue Collar Healthy Combined table with age set back 4 years with fully generational improvement using Scale AA. Active employees (post retirement) and nondisabled pensioners: RP-2000 Blue Collar Healthy Combined table with fully generational improvement using Scale AA. Disabled pensioners: RP-2000 Blue Collar Healthy Combined table with age set forward 4 years with fully generational improvement using Scale AA.

The actuarial assumptions used in the July 1, 2017, valuation was based on the results of an actuarial experience study for the period July 1, 2007 to June 30, 2012.

City of Harrah, Oklahoma
Notes to Financial Statements
For the Year Ended June 30, 2018

NOTE 4 - OTHER INFORMATION - Continued

The long-term expected rate of return on pension plan investments was determined using a building block method in which best-estimate ranges of expected future real rates of return (expected returns, net of pension plan investment expense, and inflation) are developed for each major asset class. These ranges are combined to produce the long-term expected rate of return by weighting the expected future real rates of return by the target asset allocation percentage and by adding expected inflation. Best estimates of arithmetic real rates of return for each major asset class included in the pension plan's target asset allocation as of June 30, 2017, are summarized in the following table:

Asset Class	Long-Term Expected Real Rate of Return
Fixed income	4.51%
Domestic equity	6.62%
International equity	9.70%
Real estate	6.96%
Private equity	9.86%
Commodities	5.18%

The current allocation policy is that approximately 60% of assets in equity instruments, including public equity, long-short hedge, venture capital, and private equity strategies; approximately 25% of assets in fixed income to include investment grade bonds; high yield and non-dollar denominated bonds, convertible bonds, and low volatility hedge fund strategies; and 15% of assets in real assets to include real estate, commodities, and other strategies.

Discount Rate - The discount rate used to measure the total pension liability was 7.5%. The projection of cash flows used to determine the discount rate assumed that contributions from plan members will be made at the current contribution rate and that contributions from employers will be made at contractually required rates, determined by State Statutes. Projected cash flows also assume the State of Oklahoma will continue contributing 14% of the insurance premium, as established by statute. Based on these assumptions, the pension plan's fiduciary net position was projected to be available to make all projected future benefit payments of current plan members. Therefore, the long-term expected rate of return on pension plan investments was applied to all periods of projected benefit payments to determine the total pension liability.

City of Harrah, Oklahoma
Notes to Financial Statements
For the Year Ended June 30, 2018

NOTE 4 - OTHER INFORMATION - Continued

Sensitivity of the Net Pension Liability (Asset) to Changes in the Discount Rate - The following presents the net position liability (asset) of the employers calculated using the discount rate of 7.5%, as well as what the Plan's net pension liability(asset) would be if it were calculated using a discount rate that is one percentage point lower - (6.5%) or one percentage point higher - (8.5%) than the current rate:

	1% Decrease ▼ (6.5%)	Current Discount Rate (7.5%)	1% Increase ▼ (8.5%)
Employers' net pension liability(asset) \$	\$ 299,744	\$ 8,869	\$ (236,819)

Pension Plan Fiduciary Net Position - Detailed information about the pension plan's fiduciary net position is available in the separately issued financial report of the OPPRS; which can be located at www.ok.gov/OPPRS.

Oklahoma Firefighters' Pension and Retirement System (OFPRS)

Plan Description - The City of Harrah, as the employer, participates in the Firefighters Pension & Retirement - a cost-sharing multi-employer defined benefit pension plan administered by the Oklahoma Firefighters Pension & Retirement System (FPRS). Title 11 of the Oklahoma State Statutes grants the authority to establish and amend the benefit terms to the FPRS. FPRS issues a publicly available financial report that can be obtained at www.ok.gov/fprs.

Benefits Provided - FPRS provides retirement, disability, and death benefits to members of the Plan. Benefits for members hired prior to November 1, 2013 are determined as 2.5% of the employee's final average compensation times the employee's years of service and have reached the age of 50 or have completed 20 years of service, whichever is later. For volunteer firefighters, the monthly pension benefit for normal retirement is \$150.60 per month. Benefits vest with 10 years or more of service.

Benefits for members hired after November 1, 2013 are determined as 2.5% of the employee's final average compensation times the employee's years of service and have reached the age of 50 or have completed 22 years of service, whichever is later. Benefits vest with 11 years or more of service.

City of Harrah, Oklahoma
Notes to Financial Statements
For the Year Ended June 30, 2018

NOTE 4 - OTHER INFORMATION - Continued

All firefighters are eligible for immediate disability benefits. For paid firefighters, the disability in-the-line-of-duty benefit for firefighters with less than 20 years of service is equal to 50% of final average monthly compensation, based on the most recent 30 months of service. For firefighters with over 20 years of service, a disability in-the-line-of-duty benefit is calculated based on 2.5% of final average monthly compensation, based on the most recent 30 months, per year of service, with a maximum of 30 years of service. For disabilities not in-the-line-of-duty, the benefit is limited to only those with less than 20 years of service and is 50% of final average monthly compensation, based on the most recent 60-month salary as opposed to 30 months. For volunteer firefighters, the not in-the-line-of-duty disability is also limited to only those with less than 20 years of services, or \$7.53 per year of service, with a maximum of 30 years.

A \$5,000 lump sum, death benefit is payable to the qualified spouse or designated recipient upon the participant's death. The \$5,000 death benefit does not apply to members electing the vested benefit.

Contributions - The contributions requirements of the Plan are at an established rate determined by Oklahoma Statute and are not based on actuarial calculations. Employees are required to contribute 9% of their annual pay. Participating cities are required to contribute 14% of the employees' annual pay. Contributions to the pension plan from the City were \$33,235. In the government-wide Statement of Activities, revenue is recognized for the State of Oklahoma's on-behalf contributions on an accrual basis of \$73,609. These on-behalf payments did not meet the criteria of a special funding situation.

Pension Liabilities, Pension Expense, and Deferred Outflows of Resources and Deferred Inflows of Resources Related to Pensions - At June 30, 2018, the City reported a liability of \$1,115,064 for its proportionate share of the net pension liability. The net pension liability was measured as of June 30, 2017, and the total pension liability used to calculate the net pension liability was determined by an actuarial valuation as of July 1, 2017. The City's proportion of the net pension liability was based on the City's contributions received by the pension plan relative to the total contributions received by pension plan for all participating employers as of June 30, 2017. Based upon this information, the City's proportion was 0.083519%.

City of Harrah, Oklahoma
Notes to Financial Statements
For the Year Ended June 30, 2018

NOTE 4 - OTHER INFORMATION - Continued

For the year ended June 30, 2018, the City recognized pension expense of \$116,098. At June 30, 2018, the City reported deferred outflows of resources and deferred inflows of resources related to pensions from the following sources:

	Deferred Outflows of Resources	Deferred Inflows of Resources
Differences between expected and actual experience	\$ 140,321	\$ -
Changes of assumptions	-	-
Net difference between projected and actual earnings on pension plan investments	-	29,272
Changes in proportion and differences between City contributions and proportionate share of contributions	40,664	-
City contributions during measurement date	-	-
City contributions subsequent to the measurement date	<u>30,902</u>	<u>-</u>
Total	<u>\$ 211,887</u>	<u>\$ 29,272</u>

\$30,902 reported as deferred outflows of resources related to pensions resulting from City contributions subsequent to the measurement date will be recognized as a reduction of the net pension liability in the year ended June 30, 2018. Other amounts reported as deferred outflows of resources and deferred inflows of resources related to pensions will be recognized in pension expense as follows:

Year ended June 30:

2019	\$ 35,752
2020	43,480
2021	36,241
2022	14,522
2023	18,099
2024	<u>3,619</u>
	<u>\$ 151,713</u>

City of Harrah, Oklahoma
Notes to Financial Statements
For the Year Ended June 30, 2018

NOTE 4 - OTHER INFORMATION - Continued

Actuarial Assumptions - The total pension liability was determined by an actuarial valuation as of July 1, 2017, using the following actuarial assumptions, applied to all prior periods included in the measurement:

Inflation:	3%
Salary increases:	3.5% to 9.0% averages, including inflation
Investment rate of return:	7.5% net of pension plan investment expense

Mortality rates were based on the RP2000 combined healthy with blue collar adjustment as appropriate, with adjustments for generational mortality improvement using scale AA for healthy lives and no mortality improvement for disabled lives.

The actuarial assumptions used in the July 1, 2017, valuation was based on the results of an actuarial experience study for the period July 1, 2007 to June 30, 2012.

The long-term expected rate of return on pension plan investments was determined using a building block method in which best-estimate ranges of expected future real rates of return (expected returns, net of pension plan investment expense, and inflation) are developed for each major asset class. These ranges are combined to produce the long-term expected rate of return by weighting the expected future real rates of return by the target asset allocation percentage and by adding expected inflation. Best estimates of arithmetic real rates of return for each major asset class included in the pension plan's target asset allocation as of June 30, 2017, are summarized in the following table:

<u>Asset Class</u>	<u>Long-Term Expected Real Rate of Return</u>
Fixed income	4.38%
Domestic equity	7.72%
International equity	9.70%
Real estate	6.96%
Other assets	5.75%

Discount Rate - The discount rate used to measure the total pension liability was 7.5%. The projection of cash flows used to determine the discount rate assumed that contributions from plan members will be made at the current contribution rate and that contributions from employers will be made at contractually required rates, determined by State Statutes. Projected cash flows also assume the State of Oklahoma will continue contributing thirty-six percent (36%) of the insurance premium, as established by statute. Based on these assumptions, the pension plan's fiduciary net position was projected to be available to make

**City of Harrah, Oklahoma
Notes to Financial Statements
For the Year Ended June 30, 2018**

NOTE 4 - OTHER INFORMATION - Continued

all projected future benefit payments of current plan members. Therefore, the long-term expected rate of return on pension plan investments was applied to all periods of projected benefit payments to determine the total pension liability.

Sensitivity of the Net Pension Liability to Changes in the Discount Rate - The following presents the net position liability of the employers calculated using the discount rate of 7.5%, as well as what the Plan's net pension liability would be if it were calculated using a discount rate that is one percentage point lower - (6.5%) or one percentage point higher - (8.5%) than the current rate:

	1% Decrease (6.5%)	Current Discount Rate (7.5%)	1% Increase (8.5%)
Employers' net pension liability	\$ 1,378,027	\$ 1,050,443	\$ 772,823

Pension Plan Fiduciary Net Position - Detailed information about the pension plan's fiduciary net position is available in the separately issued financial report of the FPRS; which can be located at www.ok.gov/fprs.

Oklahoma Municipal Retirement Fund - Defined Benefit Plan (OkMRF)

Plan Description - The City contributes to the OkMRF for all eligible employees except for those covered by the Police and Firefighter Pension Systems. The plan is an agent multiple employer - defined benefit plan administered by OkMRF. The OkMRF plan issues a separate financial report and can be obtained from OkMRF or from their website - www.okmrf.org/reports.html. Benefits are established or amended by the City Council in accordance with O.S. Title 11, Section 48-101-102.

Summary of Significant Accounting Policies - For purposes of measuring the net pension liability, deferred outflows of resources and deferred inflows of resources related to pensions, and pension expense, information about the fiduciary net position of the City's plan and additions to/deductions from the City's fiduciary net position have been determined on the same basis as they are reported by OkMRF. For this purpose, benefit payments are recognized when due and payable in accordance with the benefit terms. Investments are reported at fair value based on published market prices. Detail information about the OkMRF plans' fiduciary net position is available in the separately issued OkMRF financial report.

**City of Harrah, Oklahoma
Notes to Financial Statements
For the Year Ended June 30, 2018**

NOTE 4. OTHER INFORMATION - Continued

Eligibility Factors and Benefit Provisions

<u>Provision</u>	As of July 1, 2017 <u>OMRF Plan</u>
a. Eligible to participate	Full-time employees except police, firefighters and other employees who are covered under an approved system.
b. Period Required to Vest	5 years of credited service.
c. Eligibility for Distribution	<ul style="list-style-type: none"> - Normal retirement at age 65 with 5 years of service. - Early retirement at age 55 with 5 years of service. - Disability retirement upon disability with 5 years of service. - Death benefit with 5 years of service for married employees.
d. Benefit Determination Base	Final average salary - the average of the five highest consecutive annual salaries out of the last 10 calendar years of service.
e. Benefit Determination Methods:	
Normal Retirement	-2.625% of final average salary multiplied by credited years of service.
Early Retirement	-Accrued benefit payable starting at normal retirement age, or the accrued benefit reduced 5% per year for commencement prior to normal retirement age.
Disability Retirement	-Same as normal retirement.
Death Benefit	-50% of employee's accrued benefit, but terminates upon spouse remarriage.
Prior to 5 Years Service	-No benefits.
f. Benefit Authorization	-Benefits are established and amended by City Council adoption of an ordinance in accordance with O.S. Title 11, Section 48-101-102
g. Form of Benefit Payments	Normal form is a 60 months certain and life thereafter basis. Employee may elect, with City consent, option form based on actuarial equivalent.

Employees Covered by Benefit Terms -

Active Employees	16
Deferred Vested Former Employees	2
Retirees or Retiree Beneficiaries	6
	<hr/>
Total	24
	<hr/> <hr/>

City of Harrah, Oklahoma
Notes to Financial Statements
For the Year Ended June 30, 2018

NOTE 4. OTHER INFORMATION - Continued

Contribution Requirements - The City Council has the authority to set and amend contribution rates by ordinance for the OMRF defined benefit plan in accordance with O.S. Title 11, Section 48-102. The contribution rates for the current fiscal year have been made in accordance with an actuarially determined rate. The actuarially determined rate is 18.04% of covered payroll as of July 1, 2017 and 13.84% of covered payroll as of July 1, 2016. For the year ended June 30, 2017, the City recognized \$104,262 of employer contributions to the plan which equals the actuarially determined amount based on covered payroll of \$753,601. Employees cannot contribute to the plan in accordance with the plan provisions adopted by the City Council.

Actuarial Assumptions -

Date of Last Actuarial Valuation	July 1, 2017
a. Actuarial cost method	Entry age normal
b. Rate of Return on Investments and Discount Rate	7.5
c. Projected Salary Increase	Varies between 7.50% and 4.50% based on age
d. Post Retirement Cost-of-Living Increase	None
e. Inflation Rate	2.75%
f. Mortality Table	UP 1994
g. Percent of Married Employees	100%
h. Spouse Age Difference	3 years (female spouses younger)
i. Turnover	Selected and ultimate rates Ultimate rates are age related as shown Additional rates per thousand are added during the first 5 years: Year 1: 225 Year 2: 140 Year 3: 100 Year 4: 70 Year 5: 40

Discount Rate - The discount rate used to value benefits was the long-term expected rate of return on the plan investments, 7.50% since the plan's net fiduciary position is projected to be sufficient to make projected benefit payments.

City of Harrah, Oklahoma
Notes to Financial Statements
For the Year Ended June 30, 2018

NOTE 4. OTHER INFORMATION - Continued

The City has adopted a funding method that is designed to fund all benefits payable to participants over the course of their working careers. Any differences between actual and expected experience are funded over a fixed period to ensure all funds necessary to pay benefits have been contributed to the trust before those benefits are payable. Thus, the sufficiency of pension plan assets was made without a separate projection of cash flows.

The long-term expected rate of return on pension plan investments was determined using a building-block method in which best-estimate ranges of expected future real rates of return (expected returns, net of pension plan investment expense and inflation) are developed for each major asset class. These ranges are combined to produce the long-term expected rate of return by weighting the expected future real rates of return by the target asset allocation percentage and by adding expected inflation (2.75%). Best estimates of arithmetic real rates of return for each major asset class included in the pension plan's target asset allocation as of July 1, 2017 are summarized in the following table:

	<u>Target Allocation</u>	<u>Real Return</u>	<u>Weighted Return</u>
Large cap stocks			
S&P 500	25%	5.80%	1.45%
Small/mid cap stocks			
Russell 2500	10%	6.40%	0.64%
Long/short equity			
MSCI ACWI	10%	5.00%	0.50%
International stocks			
MSCI EAFE	20%	6.20%	1.24%
Fixed income bonds			
Barclay's Capital Aggregate	30%	2.30%	0.69%
Real estate			
NCREIF	5%	4.60%	0.23%
Cash equivalents			
3 month Treasury	0%	0.00%	0.00%
TOTAL	<u><u>100%</u></u>		
Average Real Return			4.75%
Inflation			<u>2.75%</u>
Long-term expected return			<u><u>7.50%</u></u>

City of Harrah, Oklahoma
Notes to Financial Statements
For the Year Ended June 30, 2018

NOTE 4. OTHER INFORMATION - Continued

Changes in Net Pension Liability - The total pension liability was determined based on an actuarial valuation performed as of July 1, 2017 which is also the measurement date. There were no changes in assumptions or changes in benefit terms that affected measurement of the total pension liability. There were also no changes between the measurement date of July 1, 2017 and the City's report ending date of June 30, 2018, that would have had a significant impact on the net pension liability. The following table reports the components of changes in net pension liability:

	<u>SCHEDULE OF CHANGES IN NET PENSION LIABILITY</u>		
	Increase (Decrease)		
	Total Pension Liability (a)	Plan Net Position (b)	Net Pension Liability (a)-(b)
Balances Beginning of Year	<u>\$ 2,530,930</u>	<u>1,957,430</u>	<u>573,500</u>
Changes for the Year:			
Service cost	79,992	-	79,992
Interest expense	193,982	-	193,982
Difference between expected and actual experience	(85,733)		(85,733)
Assumption changes	88,418	-	88,418
Contributions - City	-	104,262	(104,262)
Contributions - Members	-	39,098	(39,098)
Net investment income	-	247,277	(247,277)
Benefits payments, including refunds of employee contributions	(56,935)	(56,935)	-
Benefit changes due to plan amendments	-	-	-
Plan administrative expenses	-	(4,300)	4,300
Other changes	-	-	-
Net Changes	<u>219,724</u>	<u>329,402</u>	<u>(109,678)</u>
Balances End of Year	<u>\$ 2,750,654</u>	<u>2,286,832</u>	<u>463,822</u>

City of Harrah, Oklahoma
Notes to Financial Statements
For the Year Ended June 30, 2018

NOTE 4. OTHER INFORMATION - Continued

Sensitivity of the Net Pension Liability to Changes in the Discount Rate - The following presents the net position liability of the City, calculated using the discount rate of 7.50%, as well as what the Plan's net pension liability would be if it were calculated using a discount rate that is one percentage point lower - (6.50%) or one percentage point higher - (8.50%) than the current rate:

	(6.50%)	Rate (7.50%)	(8.50%)
Employer's total pension liability	\$ 3,144,971	\$ 2,750,654	\$ 2,423,295
Employer's plan net fiduciary position	2,286,832	2,286,832	2,286,832
Employers' net pension liability	<u>\$ 858,139</u>	<u>\$ 463,822</u>	<u>\$ 136,463</u>

The City reported \$105,813 in pension expense for the year ended June 30, 2018. At June 30, 2018, the City reported deferred outflows of resources and deferred inflows of resources related to pensions from the following sources:

	Deferred Outflows of Resources	Deferred Inflows of Resources
Differences between expected and actual experience	\$ 48,728	\$ 81,824
Changes of assumptions	71,415	-
Net difference between projected and actual earnings on pension plan investments	113,381	97,275
City contributions subsequent to the measurement date	<u>105,813</u>	<u>-</u>
Total	<u>\$ 339,337</u>	<u>\$ 179,099</u>

Amortization of Pension Deferrals - Amounts reported as deferred outflows of resources (excluding deferred outflows related to contributions made subsequent to the measurement date) and deferred inflows of resources will be recognized in pension expense as follows:

Year ended June 30:

2019	\$ 13,054
2020	36,368
2021	20,701
2022	(15,801)
2023	103
Thereafter	-

**City of Harrah, Oklahoma
Notes to Financial Statements
For the Year Ended June 30, 2018**

NOTE 4 - OTHER INFORMATION - Continued

OMRF Defined Contribution Plan (DC) -

The City has provided a defined contribution plan and trust known as the City of Harrah Plan and Trust (the Plan) in the form of The Oklahoma Municipal Retirement System Master Defined Contribution Plan (OMRF). OMRF operations are supervised by a nine-member Board of Trustees elected by the participating municipalities. The plan is administered by JP Morgan Chase Bank, Oklahoma. The defined contribution plan is available to all full-time employees except those participating in state fire and police programs. Benefits depend solely on amounts contributed to the plan plus investment earnings. Employees are eligible to participate upon employment and may make contributions at their option with the City matching their contributions up to a maximum amount equal to 5% of their compensation. By City ordinance, the City, as employer, is required to make contributions at a current rate of 5% of covered payroll. The City's contributions for each employee (and interest allocated to the employee account) are vested at a rate of 100% after 5 years of service. City contributions for, and interest forfeited by, employees who leave employment prior to fully vesting are allocated back to remaining participants. The authority to establish and amend the provisions of the plan rests with the City Council.

For the year ended June 30, 2018, the City contributed \$35,893 to the plan, while the employee contributions totaled \$35,983 on a covered payroll of \$750,693.

OMRF issues separate plan financial statements which may be obtained by contacting the Oklahoma Municipal Retirement Fund, 525 Central Park Dr., Oklahoma City, Oklahoma 73105.

OMRF City Manager Defined Contribution Plan (CMO) -

The City has also provided a defined contribution plan and trust known as the City of Harrah City Manager Retirement Plan and Trust (CMO Plan). The plan is administered by JP Morgan Chase Bank of Oklahoma City, Oklahoma. According to state law, the authority for establishing or amending the plan's provisions and contribution requirements rests with the city council. This plan is available only to the City Manager. The employee does not contribute to the plan and the employer makes variable contributions to the fund. For the current year, the employer contribution was \$10,250.

Deferred Compensation Plan

The City makes available to all full-time employees a deferred compensation plan. The DC Plan was created in accordance with Section 457 of the *Internal Revenue Code* and permits employees to defer a portion of their salary until future years. According to the plan, the deferred compensation is not available to employees until termination, retirement, death or in case of an unforeseeable emergency.

City of Harrah, Oklahoma
Notes to Financial Statements
For the Year Ended June 30, 2018

NOTE 4 - OTHER INFORMATION - Continued

The City makes no contributions to the Deferred Compensation Plan which the employees may contribute up to a maximum of 25% of compensation of \$18,000 annually, whichever is less. Vesting in such contributions is 100% immediately. During the year ended June 30, 2018, employees contributed \$3,941 to the DC Plan.

Other Post-Employment Benefits

Plan Description: City provides post-retirement benefit options for health care, prescription drug and dental benefits for retired employees and their dependents that elect to make required contributions. The benefits are provided in accordance with State Law, police and firefighter's union contracts and the Consolidated Omnibus Budget Reconciliation Act of 1985 (COBRA). The relationship for these benefits is not formalized in a contract or plan document, only a few sentences in the administrative policy. These benefits are considered for accounting purposes to be provided in accordance with a single employer substantive plan.

A substantive plan is one in which the plan terms are understood by the City and plan members. This understanding is based on communications between the employers and plan member and the historical pattern of practice with regard to the sharing of benefit costs.

Substantially all of the government's employees may become eligible for those post-retirement benefits if they reach normal retirement age while working for the City. The plan is only provided for employees between the ages of 55 and 65. As of June 30, 2018, approximately no retired employees are receiving benefits under this plan.

Funding Policy. The contribution requirement of the City is an implicit subsidy. The implicit subsidy is not a direct payment from the employer on behalf of the member but rather stems from retiree contribution levels that are less than the claims cost at retiree ages. Since claims experience for employees and non-Medicare eligible retirees are pooled when determining premiums, these retired members pay a premium based on a pool of members that, on average, are younger and healthier.

There is an implicit subsidy from the employee group since the premiums paid by the retirees are lower than they would have been if the retirees were insured separately. The subsidies are valued using the difference between the age-based claims costs and the premium paid by the retiree. The amount required to fund the implicit rate is based on projected pay-as-you-go financing requirements. For fiscal year 2018, the City contributed 0% to the plan for previously retired employees (0 retirees) and 0% of premiums on newly retired employees (0 retirees).

Annual OPEB Cost and Net OPEB Obligation. The City's annual other post-employment benefit (OPEB) cost (expense) is calculated based on the annual required contribution of the employer (ARC), an amount actuarially determined in accordance with the parameters of GASB Statement 45. The ARC represents a level of funding that, if paid on an ongoing basis, is projected to cover normal cost each year and amortize any unfunded actuarial liabilities (or funding excess) over a period not to exceed thirty years. GASB 45 requires entities with over

City of Harrah, Oklahoma
Notes to Financial Statements
For the Year Ended June 30, 2018

NOTE 4 - OTHER INFORMATION - Continued

200 employees to have the actuarial valuation performed biennially. The City is not required to perform the actuarial valuation of the OPEB cost and related OPEB obligation for the year ended June 30, 2018 since no one is participating at this time.

Actuarial valuations of an ongoing plan involve estimates of the value of reporting amounts and assumptions about the probability of occurrence of events far into the future. Examples include assumptions about future employment, mortality, and the healthcare cost trend. Amounts determined regarding the funded status of the plan and the annual required contributions of the employer are subject to continual revision as actual results are compared with past expectations and new estimates are made about the future.

Actuarial Methods and Assumptions. Projections of benefits for financial reporting purposes are based on the substantive plan (the plan as understood by the employer and the plan members) and include the types of benefits provided at the time of each valuation and the historical pattern of sharing of benefit costs between the employer and plan members to that point. The actuarial methods and assumptions used include techniques that are designed to reduce the effects of short-term volatility in actuarial accrued liabilities and the actuarial value of assets, consistent with the long-term perspective of the calculations.

New Accounting Pronouncements

The GASB has issued several new accounting pronouncements, which will be effective in subsequent years. A description of the new accounting pronouncements, the fiscal year effective, and the City's consideration of the impact of these pronouncements are described below:

GASB Statement No. 83, *Certain Asset Retirement Obligations*. This Statement addresses accounting and financial reporting for certain asset retirement obligations (AROs). An ARO is a legally enforceable liability associated with the retirement of a tangible asset. A government that has legal obligations to perform future asset retirement activities related to its tangible assets should recognize a liability based on the guidance in the Statement. This Statement is effective for periods beginning after June 15, 2018. The City has not yet determined the potential impact, if any, this statement could have on its financial statements.

GASB Statement No. 84, *Fiduciary Activities*. This Statement establishes criteria for identifying fiduciary activities of all state and local governments. The focus of the criteria generally is on (1) whether a government is controlling the assets of the fiduciary activity and (2) the beneficiaries with whom a fiduciary relationship exists. Separate criteria are included to identify fiduciary component units and postemployment benefit arrangements that are fiduciary activities. This Statement is effective for periods beginning after December 15, 2018. The City has not yet determined the potential impact, if any, this statement could have on its financial statements.

City of Harrah, Oklahoma
Notes to Financial Statements
For the Year Ended June 30, 2018

NOTE 4 - OTHER INFORMATION - Continued

GASB Statement No. 87, *Leases*. The objective of this Statement is to better meet the information needs of financial statement users by improving accounting and financial reporting for leases by governments. The Statement increases the usefulness of governments' financial statements by requiring recognition of certain lease assets and liabilities for leases that previously were classified as operating leases and recognized as inflows or resources or outflows of resources based on the payment provisions of the contract. It establishes a single model for lease accounting based on the foundational principle that leases are financings of the right to use an underlying asset. Under the Statement, a lessee is required to recognize a lease liability and an intangible right-to-use lease asset, and a lessor is required to recognize a lease receivable and a deferred inflow of resources, thereby enhancing the relevance and consistency of information about governments' leasing activities. This Statement is effective for periods beginning after December 15, 2019. The City has not yet determined the potential impact, if any, this statement could have on its financial statements.

GASB Statement No. 88, *Certain Disclosures Related to Debt, Including Direct Borrowings and Direct Placements*. The objective of this Statement is to improve the information that is disclosed in notes to government financial statements related to debt, including direct borrowings and direct placements. It also clarifies which liabilities governments should include when disclosing information related to debt. The Statement requires that additional essential information related to debt be disclosed in notes to financial statement, including unused lines of credit; assets pledged as collateral for the debt; and terms specified in debt agreements related to significant events of default with finance-related consequences, significant termination events with finance-related consequences, and significant subjective acceleration clauses. This Statement is effective for periods beginning after June 15, 2018. The City has not yet determined the potential impact, if any, this statement could have on its financial statements.

REQUIRED SUPPLEMENTARY INFORMATION

City of Harrah, Oklahoma
General Fund
Statement of Revenues, Expenditures, and Changes in Fund Balances
Budget and Actual
For the Year Ended June 30, 2018

		Budget			Variance with Final Budget Over (Under)
	<u>Original</u>	<u>Revisions</u>	<u>Final</u>	<u>Actual</u>	
REVENUES					
Taxes	\$ 2,650,200	(200)	2,650,000	2,561,736	(88,264)
Intergovernmental	4,500	-	4,500	3,744	(756)
Licenses and permits	74,800	(300)	74,500	72,782	(1,718)
Charge for services	-	-	-	400	400
Fines and forfeitures	220,000	300	220,300	216,255	(4,045)
Interest	-	500	500	11,050	10,550
Miscellaneous	20,300	(300)	20,000	33,176	13,176
Total revenues	<u>2,969,800</u>	<u>-</u>	<u>2,969,800</u>	<u>2,899,143</u>	<u>(70,657)</u>
EXPENDITURES					
General government:					
General government	238,371	43,950	282,321	114,566	167,755
City manager	4,200	-	4,200	4,207	(7)
Administration	345,211	-	345,211	332,977	12,234
Code enforcement	86,102	-	86,102	44,211	41,891
Legal	28,675	3,910	32,585	22,737	9,848
Public safety:					
Police	991,559	-	991,559	852,883	138,676
K-9	3,025	(310)	2,715	2,453	262
Fire	528,098	-	528,098	386,551	141,547
Culture and recreation:					
Senior citizen center	73,100	-	73,100	67,831	5,269
Total expenditures	<u>2,298,341</u>	<u>47,550</u>	<u>2,345,891</u>	<u>1,828,416</u>	<u>517,475</u>
Excess (deficiency) of revenues over (under) expenditures	671,459	(47,550)	623,909	1,070,727	446,818
OTHER FINANCING SOURCES (USES)					
Transfers	<u>(984,450)</u>	<u>47,550</u>	<u>(936,900)</u>	<u>(910,068)</u>	<u>26,832</u>
Net change in fund balances	(312,991)	-	(312,991)	160,659	473,650
Fund balances - beginning	312,991	-	312,991	1,194,482	881,491
Fund balances - ending	<u>\$ -</u>	<u>-</u>	<u>-</u>	<u>1,355,141</u>	<u>1,355,141</u>

City of Harrah, Oklahoma
Notes to Required Supplemental Information
On Budgetary Accounting and Control
For the Year Ended June 30, 2018

BUDGETARY ACCOUNTING AND CONTROL

Budget Law

The City prepares its annual operating budget under the provisions of the Oklahoma Municipal Budget Act of 1979 (the "Budget Act"). In accordance with those provisions, the following process is used to adopt the annual budget:

- a. Prior to June 1, the City Manager submits to the City Council a proposed operating budget for the fiscal year commencing July 1. The operating budget includes proposed expenditures and the means of financing them.
- b. Public hearings are conducted at regular Council meetings to obtain taxpayer comments. Public hearings are held no later than 15 days prior to the beginning of the budget year.
- c. Subsequent to the public hearings but no later than seven days prior to July 1, the budget is legally enacted through the passage of a resolution by the City Council.
- d. Subsequent to City Council enactment, the adopted budget is filed with the office of the State Auditor and Inspector.

All funds with revenues and/or expenditures/expenses as defined by State law are required to have annual budgets under this section of state law, except funds of public trusts or authorities. The legal level of control at which expenditures may not legally exceed appropriations is the department level within a fund.

All supplemental appropriations require the approval of the City Council. All transfers of appropriation between funds also require the approval of the City Council. The City prepared and adopted a legal annual budget for all governmental funds.

In accordance with Title 60 of the Oklahoma State Statutes, the Harrah Public Works Authority is required to prepare an annual budget and submit a copy to the City as beneficiary. However, there are no further requirements such as form of budget, approval of budget or definition of a legal spending limit.

Budgetary Accounting

The annual operating budgets of the General Fund are prepared and presented on a modified accrual basis of accounting.

The City utilizes encumbrance accounting under which purchase orders, contracts, and other commitments for expenditure of funds are recorded in order to reserve a portion of the applicable appropriation. The City considers most all appropriations to lapse at year-end; any open purchase orders to be honored in the subsequent budget year are reappropriated in the next year's budget. As a result, encumbrances are not treated as the equivalent of expenditures in the budget and actual financial statements.

City of Harrah, Oklahoma
Notes to Required Supplemental Information
Budgetary Comparison Schedule
For the Year Ended June 30, 2018

Budget Reconciliations - Items required to adjust actual revenues, expenditures, and fund balances reported on the budgetary basis to those reported within the fund financial statements as of and for the year ended June 30, 2018, are as follows:

	General Fund
	<hr/>
Fund balances - budgetary basis, June 30, 2018	\$ 1,355,141
Current year revenue accruals	410,992
Current year expenditure accruals	-
Current year sales tax transfer accruals	<hr/> (189,400)
Fund balances - fund financial statements, June 30, 2018	\$ <u>1,576,733</u>
 Revenues - budgetary basis, June 30, 2018	 \$ 2,899,143
Current year revenue accruals	410,992
Prior year revenue accruals	<hr/> (387,943)
Revenues - fund financial statements, June 30, 2018	\$ <u>2,922,192</u>
 Expenditures - budgetary basis, June 30, 2018	 \$ 1,828,416
Current year expenditure accruals	-
Prior year expenditure accruals	<hr/> -
Expenditures - fund financial statements, June 30, 2018	\$ <u>1,828,416</u>

City of Harrah, Oklahoma
Schedule of Employer's Share of Net Pension Liability
Oklahoma Police Pension and Retirement System
Last 10 Fiscal Years*

	2014	2015	2016	2017
1. Employer's proportion of the net pension liability (asset)	0.103100%	0.104000%	0.111900%	0.115300%
2. Employer's proportionate share of the net pension liability (asset)	\$ (34,718)	\$ 4,242	\$ 171,376	\$ 8,869
3. Employer's covered-employee payroll	\$ 267,062	\$ 294,077	\$ 330,015	\$ 343,831
4. Employer's proportionate share of the net pension liability (asset) as a percentage of its covered-employee payroll	-13.00%	1.44%	51.93%	2.58%
5. Plan fiduciary net position as a percentage of the total pension liability	101.53%	99.82%	93.50%	99.68%

* Complete data for this schedule is not available prior to 2014.

Data is reported is measured as of July 1, 2017.

City of Harrah, Oklahoma
Schedule of Employer Contributions
Oklahoma Police Pension and Retirement System
Last 10 Fiscal Years*

	2014	2015	2016	2017
Statutorily required contribution	\$ 34,718	\$ 38,230	\$ 42,902	\$ 44,698
Contributions in relation to the statutorily required contribution	\$ (34,718)	\$ (38,230)	\$ (42,902)	\$ (44,698)
Contribution deficiency (excess)	\$ -	\$ -	\$ -	\$ -
City's covered-employee payroll	\$ 267,062	\$ 294,077	\$ 330,015	\$ 343,831
Contributions as a percentage of covered-employee payroll	13.00%	13.00%	13.00%	13.00%

* Complete data for this schedule is not available prior to 2014.

Data is reported is measured as of July 1, 2017.

City of Harrah, Oklahoma
Schedule of Employer's Share of Net Pension Liability
Oklahoma Firefighters' Pension and Retirement System
Last 10 Fiscal Years*

	2014	2015	2016	2017
1. Employer's proportion of the net pension liability (asset)	0.076800%	0.078500%	0.079200%	0.083519%
2. Employer's proportionate share of the net pension liability (asset)	\$ 789,690	\$ 832,836	\$ 967,273	\$ 1,115,064
3. Employer's covered-employee payroll	\$ 203,260	\$ 214,386	\$ 221,464	\$ 237,393
4. Employer's proportionate share of the net pension liability (asset) as a percentage of its covered-employee payroll	388.51%	388.47%	436.76%	469.71%
5. Plan fiduciary net position as a percentage of the total pension liability	68.12%	68.27%	64.87%	66.61%

* Complete data for this schedule is not available prior to 2014.

Data is reported is measured as of July 1, 2017.

City of Harrah, Oklahoma
Schedule of Employer Contributions
Oklahoma Firefighters' Pension and Retirement System
Last 10 Fiscal Years*

	2014	2015	2016	2017
Statutorily required contribution	\$ 28,456	\$ 30,014	\$ 31,005	\$ 33,235
Contributions in relation to the statutorily required contribution	\$ (28,456)	\$ (30,014)	\$ (31,005)	\$ (33,235)
Contribution deficiency (excess)	\$ -	\$ -	\$ -	\$ -
City's covered-employee payroll	\$ 203,260	\$ 214,386	\$ 221,464	\$ 237,393
Contributions as a percentage of covered-employee payroll	14.00%	14.00%	14.00%	14.00%

* Complete data for this schedule is not available prior to 2014.

Data is reported is measured as of July 1, 2017

City of Harrah, Oklahoma
Schedule of Changes in Net Pension Liability and Related Ratios
Oklahoma Municipal Retirement Fund
Last 10 Fiscal Years*

	2014	2015	2016	2017
Total pension liability				
Service cost	\$ 71,309	76,600	81,270	79,992
Interest	154,897	161,833	172,914	193,982
Changes of benefit terms	-	-	-	-
Differences between expected and actual experience	-	(29,127)	79,765	(85,733)
Changes of assumptions	-	-	-	88,418
Benefit payments, including refunds of member contributions	(65,202)	(65,608)	(67,071)	(56,935)
Net change in total pension liability	<u>161,004</u>	<u>143,698</u>	<u>266,878</u>	<u>219,724</u>
Total pension liability - beginning	<u>1,959,350</u>	<u>2,120,354</u>	<u>2,264,052</u>	<u>2,530,930</u>
Total pension liability - ending (a)	<u>\$ 2,120,354</u>	<u>2,264,052</u>	<u>2,530,930</u>	<u>2,750,654</u>
Plan fiduciary net position				
Contributions - employer	\$ 93,722	95,351	106,005	104,262
Contributions - member	35,145	35,757	39,752	39,098
Net investment income	241,750	50,111	19,007	247,277
Benefit payments, including refunds of member contributions	(65,202)	(65,608)	(67,071)	(56,935)
Administrative expense	(3,586)	(3,686)	(3,746)	(4,300)
Other	-	-	-	-
Net change in plan fiduciary net position	<u>301,829</u>	<u>111,925</u>	<u>93,947</u>	<u>329,402</u>
Plan fiduciary net position - beginning	<u>1,449,729</u>	<u>1,751,558</u>	<u>1,863,483</u>	<u>1,957,430</u>
Plan fiduciary net position - ending (b)	<u>\$ 1,751,558</u>	<u>1,863,483</u>	<u>1,957,430</u>	<u>2,286,832</u>
Net pension liability - ending (a) - (b)	<u>\$ 368,796</u>	<u>400,569</u>	<u>573,500</u>	<u>463,822</u>
Plan fiduciary net position as a percentage of the total pension liability	82.61%	82.31%	77.34%	83.14%
Covered employee payroll	\$ 667,383	696,231	695,916	753,601
Net pension liability as a percentage of covered - employee payroll	55.26%	57.53%	82.41%	61.55%

* Complete data for this schedule is not available prior to 2014.

Data is reported is measured as of July 1, 2017.

**City of Harrah, Oklahoma
Schedule of Employer Contributions
Oklahoma Municipal Retirement Fund
Last 10 Fiscal Years***

		<u>2014</u>	<u>2015</u>	<u>2016</u>	<u>2017</u>
Actuarially determined contribution	\$	120,396	120,597	126,170	133,915
Contributions in relation to the actuarially determined contribution		<u>120,396</u>	<u>120,597</u>	<u>126,170</u>	<u>133,915</u>
Contribution deficiency (excess)	\$	<u>-</u>	<u>-</u>	<u>-</u>	<u>-</u>
Covered employee payroll	\$	667,383	696,231	695,916	753,601
Contributions as a percentage of covered-employee payroll		18.04%	17.32%	18.13%	17.77%

Notes to Schedule:

1. Only the current fiscal year is presented because 10-year data is not available.
2. Latest Valuation Date: July 1, 2017
3. Actuarially determined contribution rate is calculated as of July 1, 2013, 2014, 2015, 2016 and 2017.

2013 - 17.55%
2014 - 18.04%
2015 - 17.32%
2016 - 18.13%
2017 - 17.77%

4. Methods and assumptions used to determine contribution rates:

Actuarial cost method - Entry age normal
Amortization method - Level percent of payroll, closed
Remaining amortization period - 27 years
Asset valuation method - Actuarial:
 Smoothing period - 4 years
 Recognition method - Non-asymptotic
 Corridor - 70% - 130%
Salary increases - 4.00% to 7.42% (varies by attained age)
Investment rate of return - 7.50%

OTHER SUPPLEMENTARY INFORMATION

City of Harrah, Oklahoma
Combining Balance Sheet - Nonmajor Governmental Funds
June 30, 2018

	Special Revenue			Total
	Street & Alley	Harrah Ind. Econ. Dev. Trust	Park Funds	Nonmajor Governmental Funds
<u>ASSETS</u>				
Cash and cash equivalents	\$ 72,233	8,386	10,644	91,263
Due from other governments	4,639	-	-	4,639
TOTAL	<u>76,872</u>	<u>8,386</u>	<u>10,644</u>	<u>95,902</u>
<u>LIABILITIES AND FUND BALANCES</u>				
Liabilities:				
Deposits subject to refund	-	-	2,896	2,896
Due to other funds	-	59,639	-	59,639
Total Liabilities	<u>-</u>	<u>59,639</u>	<u>2,896</u>	<u>62,535</u>
Fund balances:				
Restricted	76,872	(51,253)	7,748	33,367
Assigned	-	-	-	-
Total Fund Balances	<u>76,872</u>	<u>(51,253)</u>	<u>7,748</u>	<u>33,367</u>
TOTAL	<u>\$ 76,872</u>	<u>8,386</u>	<u>10,644</u>	<u>95,902</u>

City of Harrah, Oklahoma
Combining Statement of Revenues, Expenses and Changes in Fund Balances
Nonmajor Governmental Funds
For the Year Ended June 30, 2018

	Special Revenue			Total
	Street & Alley	Harrah Ind. Econ. Dev. Trust	Park Funds	Nonmajor Governmental Funds
REVENUES				
Taxes	\$ 53,394	-	-	53,394
Charge for services	-	-	3,450	3,450
Interest	-	-	27	27
Sale of property	-	32,290	-	32,290
Total revenues	<u>53,394</u>	<u>32,290</u>	<u>3,477</u>	<u>89,161</u>
EXPENDITURES				
Maintenance & operations	53,389	1,613	33,167	88,169
Capital outlay	-	-	-	-
Total expenditures	<u>53,389</u>	<u>1,613</u>	<u>33,167</u>	<u>88,169</u>
Excess (deficiency) of revenues over expenditures	<u>5</u>	<u>30,677</u>	<u>(29,690)</u>	<u>992</u>
OTHER FINANCING SOURCES (USES)				
Transfers in	-	-	30,800	30,800
Transfers out	-	-	-	-
Total other financing sources and uses	<u>-</u>	<u>-</u>	<u>30,800</u>	<u>30,800</u>
Net change in fund balances	5	30,677	1,110	31,792
Fund balances-beginning	76,867	(81,930)	6,638	1,575
Fund balances-ending	<u>\$ 76,872</u>	<u>(51,253)</u>	<u>7,748</u>	<u>33,367</u>

City of Harrah, Oklahoma
Debt Service Coverage Schedule
For the Year Ended June 30, 2018

Gross Revenue Available For Debt Service:

Pledged sales tax (3 cents)	\$ 1,627,948
System-wide (water and sewer) gross revenues	<u>1,523,451</u>
Total Gross Revenues Available	<u>3,151,399</u>
System-wide operating expense - Exclusive of capital improvements, debt service and depreciation	<u>1,276,752</u>
Net Revenues Available for Debt Service	<u><u>\$ 1,874,647</u></u>

Debt Service Requirements:

Revenue note - Series 2015	104,480
Revenue note - Series 2011	37,941
Revenue note - Series 2009	113,569
Revenue note - Series 2008	148,930
Revenue note - Series 2004	<u>62,048</u>
Maximum annual debt service	<u><u>\$ 466,968</u></u>
Coverage	<u><u>4.01</u></u>
Coverage requirement	<u><u>1.25</u></u>

DILLON & ASSOCIATES, P.C.

CERTIFIED PUBLIC ACCOUNTANTS
1401 S. DOUGLAS BLVD., SUITE A
MIDWEST CITY, OK 73130

ROBERT S. DILLON, CPA
bobdilloncpa@gmail.com

Phone: (405) 732-1800
Fax : (405) 737-7446

INDEPENDENT AUDITOR'S REPORT ON INTERNAL CONTROL OVER FINANCIAL REPORTING AND ON COMPLIANCE AND OTHER MATTERS BASED ON AN AUDIT OF FINANCIAL STATEMENTS PERFORMED IN ACCORDANCE WITH GOVERNMENT AUDITING STANDARDS

To the Honorable Mayor and Members of the City Council
City of Harrah, Oklahoma

We have audited, in accordance with the auditing standards generally accepted in the United States of America and the standards applicable to financial audits contained in *Government Auditing Standards*, issued by the Comptroller General of the United States, the financial statements of the governmental activities, the business-type activities, each major fund, and the aggregate remaining fund information of the City of Harrah, Oklahoma (the "City") as of and for the year ended June 30, 2018, and the related notes to the financial statements, which collectively comprise the City's basic financial statements and have issued our report thereon dated September 17, 2018.

Internal Control Over Financial Reporting

In planning and performing our audit of the financial statements, we considered City's internal control over financial reporting (internal control) to determine the audit procedures that are appropriate in the circumstances for the purpose of expressing our opinions on financial statements, but not for the purpose of expressing an opinion on the effectiveness of the City's internal control. Accordingly, we do not express an opinion on the effectiveness of the City's internal control.

A deficiency in internal control exists when the design or operation of a control does not allow management or employees, in the normal course of performing their assigned functions, to prevent, or detect and correct misstatements on a timely basis. A *material weakness* is a deficiency, or combination of deficiencies, in internal control, such that there is a reasonable possibility that material misstatement of the entity's financial statements will not be prevented, or detected and corrected, on a timely basis. A *significant deficiency* is a deficiency, or combination of deficiencies, in internal control that is less severe than a material weakness, yet important enough to merit attention by those charged with governance.

Our consideration of internal control was for the limited purpose described in the first paragraph of this section and was not designed to identify all deficiencies in internal control that might be material weaknesses or, significant deficiencies. Given these limitations, during our audit we did not identify any deficiencies in internal control that we consider to be material weaknesses. However, material weaknesses may exist that have not been identified.

Compliance and Other Matters

As part of obtaining reasonable assurance about whether City's financial statements are free of material misstatement, we performed tests of its compliance with certain provisions of laws, regulations, contracts, and grant agreements, noncompliance with which could have a direct and material effect on the determination of financial statement amounts. However, providing an opinion on compliance with those provisions was not an objective of our audit, and accordingly, we do not express such an opinion. The results of our tests disclosed no instances of noncompliance or other matters that are required to be reported under *Government Auditing Standards*.

Purpose of this Report

The purpose of this report is intended solely to describe the scope of our testing of internal control and compliance and the result of that testing, and not to provide an opinion on the effectiveness of the entity's internal control or compliance. This report is an integral part of an audit performed in accordance with *Government Auditing Standards* in considering the entity's internal control and compliance. Accordingly, this communication is not suitable for any other purpose.

Dillon & Associates, P.C.

Midwest City, Oklahoma
September 17, 2018

City of Harrah, Oklahoma
Schedule of Expenditures of State Awards
For the Year Ended June 30, 2018

STATE GRANTOR/ PASS-THROUGH GRANTOR/ <u>PROGRAM TITLE</u>	GRANTOR <u>NUMBER</u>	PROGRAM OR AWARD <u>AMOUNT</u>	STATE <u>EXPENDITURES</u>
STATE PROGRAMS			
<u>State of Oklahoma</u>			
Oklahoma Department of Agriculture			
Rural Fire Program		3,844	3,844
		<hr/>	<hr/>
Total State of Oklahoma		3,844	3,844
		<hr/>	<hr/>
Total State Assistance		\$ 3,844	3,844
		<hr/> <hr/>	<hr/> <hr/>

Footnotes to Schedule of Expenditures of State Awards:

1. The Schedule of Expenditures of State Awards is prepared on an accrual basis of accounting. The expenditures are recorded when the liability is incurred regardless of when the award proceeds are received.
2. The City has not been notified of any noncompliance with state award requirements. Any liability for reimbursement which may arise as a result of these audits can not be reasonably determined at this time, although it is believed the amount, if any, would not be material.